

# Guided Tour

Your guide to getting started  
with Britannica School



## **PG 3 The Britannica Vision**

History and mission of Britannica

## **PG 4 Britannica School Home Page**

Features of the Britannica School home page

## **PG 5 Elementary Level**

Resources for Elementary Level learners

## **PG 6 Middle Level**

Resources for Middle Level learners

## **PG 7 High Level**

Resources for High Level learners

## **PG 8 Search Results**

Access millions of articles and multimedia content

## **PG 9 Content Page Tools**

Features and tools within Britannica content

## **PG 10 My Britannica**

Organize your favorite Britannica content

## **PG 11 Curriculum Support**

Align your resources to curriculum standards and Lexile measures

## **PG 12 Britannica School Insights**

Add the Chrome Extension to your Google Chrome search engine

## **PG 13 Contact Us**

Login and contact information

# The Britannica Vision



For 250 years Britannica has collaborated with experts, scholars, educators, designers and specialists as well as with our global team of editors to provide safe, reliable, and relevant information. We work diligently to review all content and to produce digital learning products that are critical to providing a useful and enjoyable learning experience.

Britannica Digital Learning resources are designed in collaboration with parents, educators, and content experts for the modern-day classroom and home learning environments.

We are passionate about igniting curiosity and spreading the joy of discovery to learners by bringing high-quality, reliable, and accessible learning resources to people all over the world.

# Britannica School Home Page

Select learning for any level.



Elementary



Middle



High



Britannica School is the go-to site for learning about any subject, for all ages and learning abilities!

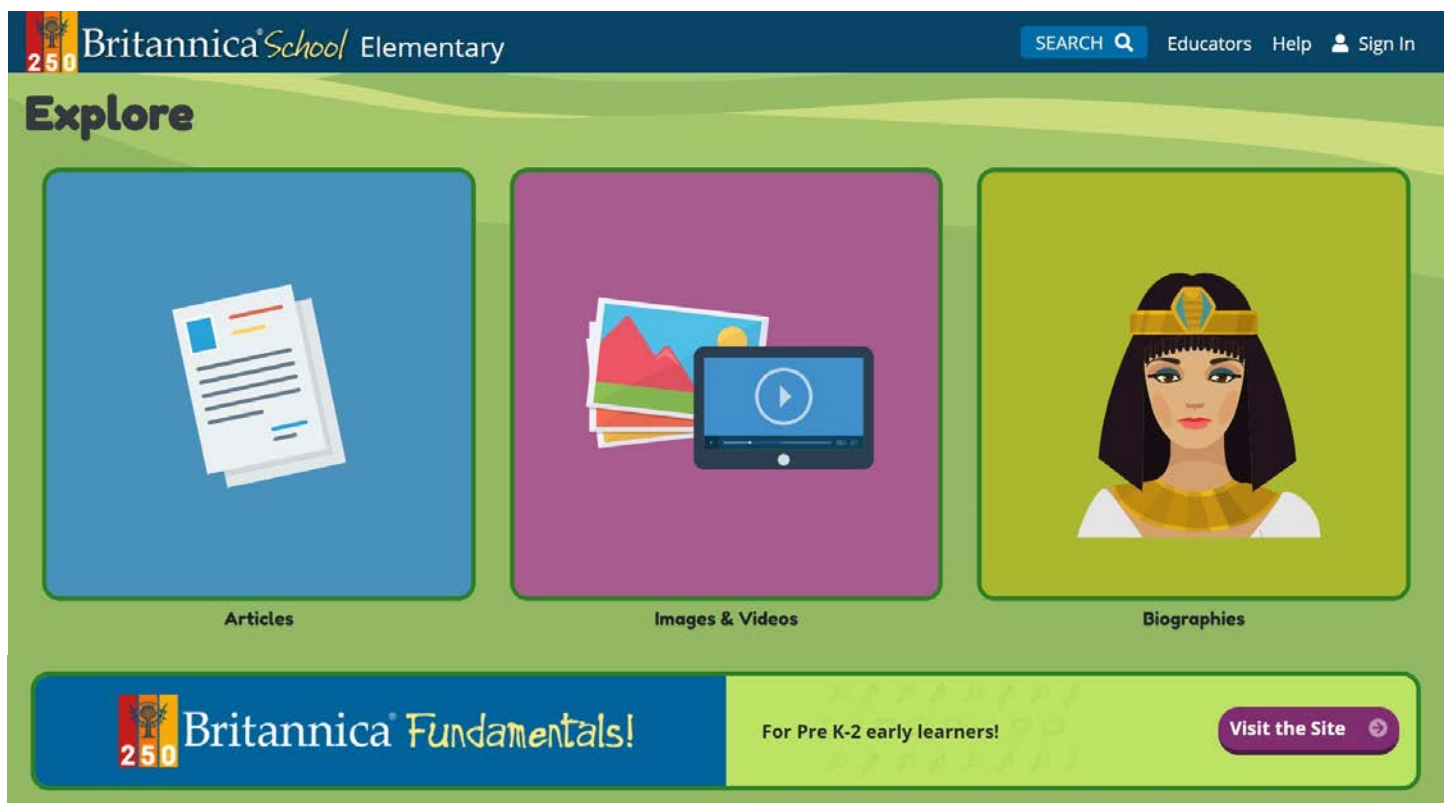
Our highly reputable editorial team expertly creates content at three levels to support students at every stage of their education.

Choose a level to begin exploring the wide array of Britannica content.



# Elementary Level

Built and designed with younger learners in mind, the Elementary Level uses pleasing and eye-catching colors and images to keep students engaged. Regularly updated content makes the home page the perfect place to find unique lesson hooks and discussion points!



## Explore Tools


Empower students to explore independently the many resources within Britannica! Use the World Atlas to go on a virtual tour around the world, explore the animal kingdom, or engage your pre-K through 2nd grade learners with Britannica Fundamentals.


## Global Awareness

We believe it is crucial for students to gain an understanding of the world in which they live. From the home page, students have access to the Compare Countries tool. Dive deep into facts, statistics, and news of countries around the world to increase global awareness.


# Middle Level

The Middle Level home page is adapted to cater to middle level learners. Resources can be used to inspire curiosity, engage in discussion, or encourage independent learning. Additional features on the Middle Level home page include the Daily Buzzword, At a Glance articles, and much more!


 **Britannica School** Middle

SEARCH  [Students](#) [Educators](#) [Help](#) [Sign In](#)


## Explore



Articles




Images and Videos




Biographies


## At a Glance




In most countries, the capital is the headquarters of the national government.



Greek mythology refers to the stories of the gods and heroes of the ancient Greeks.



The first people to live in the Americas were the Indians, or Native Americans.



Our world is a living system.

More At a Glance

## Compare Countries

The Compare Countries feature is a great tool to develop global awareness by supporting students' understanding of other countries around the world using unbiased, factual information.


## Primary Sources

Crucial to any successful research project is evidence of the use of both primary and secondary sources. Here, students have direct access to letters, speeches, and other primary source documents, giving them first hand accounts of historical events.

# High Level

Content at the High Level is designed to be of relevance to students in high school. The home page allows students to engage with features such as Flash Facts and In Their Words. Students can conduct research and develop critical-thinking skills that will prepare them for college and career.


 **Britannica***School* High


SEARCH 

Students Educators Help  Sign In

## Explore

  
ARTICLES

  
IMAGES AND VIDEOS

  
BIOGRAPHIES

## Compare Countries

Compare countries and territories to learn about the people, governments, and terrain of our world.



## World Atlas



## Biographies

The perfect starting point for students to begin inquiring into people from a specific era or occupation is the Biographies feature. From the influential to the infamous, this feature allows students to dive deep into the lives of some of the world's most interesting people.

## Media Browse

Explore a wide range of high-quality multimedia resources to support research and to develop understanding of a topic. This content covers every corner of the curriculum, including architecture, life processes, and technology.

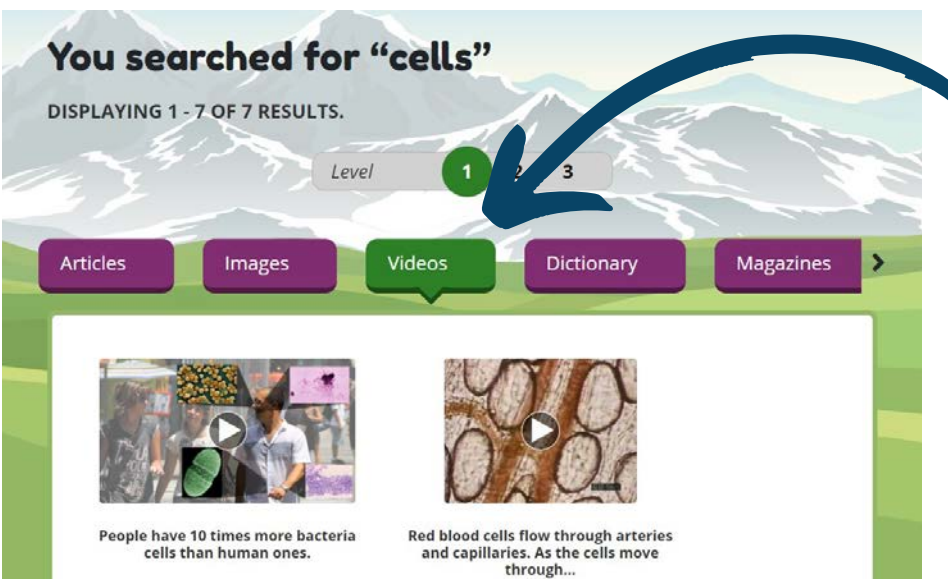
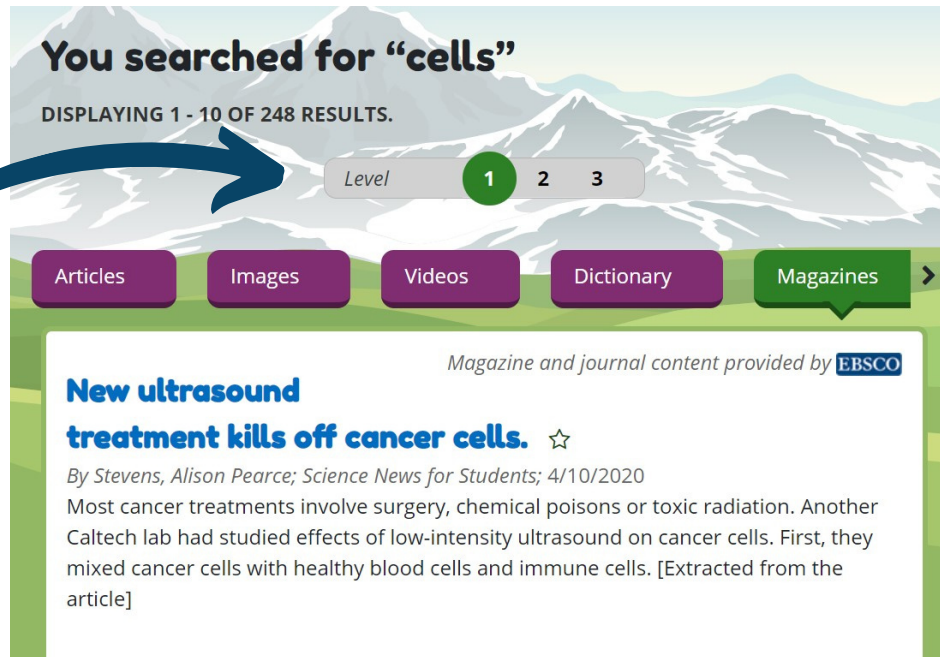
# Search Results

## Differentiation

Support or challenge students by selecting the appropriate academic level. This is a simple way to include differentiation in the classroom.

## Magazines

Across all three of the reading levels, students have access to a wide range of educational journals, provided by EBSCO. This advanced form of researching allows students to prepare for college and career.



## Multimedia

Students have access to a large number of high-quality videos and images to enhance their media literacy skills. These can be used as lesson hooks or discussion points to engage learners.

## Web's Best Sites

Web's Best Sites allows students to broaden their research to resources outside of Britannica School. Each site is reviewed by the Britannica Editorial Team to ensure that the sites are relevant and appropriate for students at each level.



# Content Page Tools

## Favorite

Click on the star icon to add an article to your Favorites or to add to a specific Resource Pack that you've created. This is a great way of planning for a unit of work and gathering content together in advance.

## Cite

Teach students from a young age about the importance of citations. Britannica keeps this sometimes difficult process as simple as possible for all levels and abilities.

## Translate

Support your English Language Learners by translating content into over 80 languages. Develop English-language skills by hovering over the translation to view the original text.

The screenshot displays the Britannica 'cell' article page. At the top, there's a navigation bar with tabs: 'Article', 'Images & Videos', 'Related', and 'Teacher'. Below the navigation bar, the 'Article' tab is active, showing the title 'cell' and a 'Reading Level' indicator with levels 1, 2, and 3. A row of icons for various tools is visible: a share icon, a star icon (highlighted with a blue arrow), a print icon, a checkmark icon, a globe icon, and a speaker icon. The main content area features a diagram of 'Some typical cells' comparing an animal cell, a plant cell, and a bacteria cell (bacillus type). The diagram labels various organelles and structures. Below the diagram, there's a text box with the title 'cell' and a 'Reading Level' indicator. The text box contains a paragraph about cells: 'Every organism, or **living thing**, is made up of structures called cells. The cell is the smallest unit with the basic properties of life. Some tiny organisms, such as bacteria and yeast, consist of only one cell. Large plants and animals have many billions of cells. Human beings are made up of more than 75 trillion cells. The study of cells is a branch of **biology**.' A blue arrow points to the star icon in the top navigation bar, and another blue arrow points to the star icon in the bottom right corner of the text box. A third blue arrow points to the text box itself. A fourth blue arrow points to the 'cell' title and 'Reading Level' indicator. A fifth blue arrow points to the 'cell' title and 'Reading Level' indicator. A sixth blue arrow points to the 'cell' title and 'Reading Level' indicator. A seventh blue arrow points to the 'cell' title and 'Reading Level' indicator. A eighth blue arrow points to the 'cell' title and 'Reading Level' indicator. A ninth blue arrow points to the 'cell' title and 'Reading Level' indicator. A tenth blue arrow points to the 'cell' title and 'Reading Level' indicator. A eleventh blue arrow points to the 'cell' title and 'Reading Level' indicator. A twelfth blue arrow points to the 'cell' title and 'Reading Level' indicator. A thirteenth blue arrow points to the 'cell' title and 'Reading Level' indicator. A fourteenth blue arrow points to the 'cell' title and 'Reading Level' indicator. A fifteenth blue arrow points to the 'cell' title and 'Reading Level' indicator. A sixteenth blue arrow points to the 'cell' title and 'Reading Level' indicator. A seventeenth blue arrow points to the 'cell' title and 'Reading Level' indicator. A eighteenth blue arrow points to the 'cell' title and 'Reading Level' indicator. A nineteenth blue arrow points to the 'cell' title and 'Reading Level' indicator. A twentieth blue arrow points to the 'cell' title and 'Reading Level' indicator. A twenty-first blue arrow points to the 'cell' title and 'Reading Level' indicator. A twenty-second blue arrow points to the 'cell' title and 'Reading Level' indicator. A twenty-third blue arrow points to the 'cell' title and 'Reading Level' indicator. A twenty-fourth blue arrow points to the 'cell' title and 'Reading Level' indicator. A twenty-fifth blue arrow points to the 'cell' title and 'Reading Level' indicator. A twenty-sixth blue arrow points to the 'cell' title and 'Reading Level' indicator. A twenty-seventh blue arrow points to the 'cell' title and 'Reading Level' indicator. A twenty-eighth blue arrow points to the 'cell' title and 'Reading Level' indicator. A twenty-ninth blue arrow points to the 'cell' title and 'Reading Level' indicator. A thirtieth blue arrow points to the 'cell' title and 'Reading Level' indicator. A thirty-first blue arrow points to the 'cell' title and 'Reading Level' indicator. A thirty-second blue arrow points to the 'cell' title and 'Reading Level' indicator. A thirty-third blue arrow points to the 'cell' title and 'Reading Level' indicator. A thirty-fourth blue arrow points to the 'cell' title and 'Reading Level' indicator. A thirty-fifth blue arrow points to the 'cell' title and 'Reading Level' indicator. A thirty-sixth blue arrow points to the 'cell' title and 'Reading Level' indicator. A thirty-seventh blue arrow points to the 'cell' title and 'Reading Level' indicator. A thirty-eighth blue arrow points to the 'cell' title and 'Reading Level' indicator. A thirty-ninth blue arrow points to the 'cell' title and 'Reading Level' indicator. A fortieth blue arrow points to the 'cell' title and 'Reading Level' indicator. A forty-first blue arrow points to the 'cell' title and 'Reading Level' indicator. A forty-second blue arrow points to the 'cell' title and 'Reading Level' indicator. A forty-third blue arrow points to the 'cell' title and 'Reading Level' indicator. A forty-fourth blue arrow points to the 'cell' title and 'Reading Level' indicator. A forty-fifth blue arrow points to the 'cell' title and 'Reading Level' indicator. A forty-sixth blue arrow points to the 'cell' title and 'Reading Level' indicator. A forty-seventh blue arrow points to the 'cell' title and 'Reading Level' indicator. A forty-eighth blue arrow points to the 'cell' title and 'Reading Level' indicator. A forty-ninth blue arrow points to the 'cell' title and 'Reading Level' indicator. A fiftieth blue arrow points to the 'cell' title and 'Reading Level' indicator. A fifty-first blue arrow points to the 'cell' title and 'Reading Level' indicator. A fifty-second blue arrow points to the 'cell' title and 'Reading Level' indicator. A fifty-third blue arrow points to the 'cell' title and 'Reading Level' indicator. A fifty-fourth blue arrow points to the 'cell' title and 'Reading Level' indicator. A fifty-fifth blue arrow points to the 'cell' title and 'Reading Level' indicator. A fifty-sixth blue arrow points to the 'cell' title and 'Reading Level' indicator. A fifty-seventh blue arrow points to the 'cell' title and 'Reading Level' indicator. A fifty-eighth blue arrow points to the 'cell' title and 'Reading Level' indicator. A fifty-ninth blue arrow points to the 'cell' title and 'Reading Level' indicator. A sixtieth blue arrow points to the 'cell' title and 'Reading Level' indicator. A sixty-first blue arrow points to the 'cell' title and 'Reading Level' indicator. A sixty-second blue arrow points to the 'cell' title and 'Reading Level' indicator. A sixty-third blue arrow points to the 'cell' title and 'Reading Level' indicator. A sixty-fourth blue arrow points to the 'cell' title and 'Reading Level' indicator. A sixty-fifth blue arrow points to the 'cell' title and 'Reading Level' indicator. A sixty-sixth blue arrow points to the 'cell' title and 'Reading Level' indicator. A sixty-seventh blue arrow points to the 'cell' title and 'Reading Level' indicator. A sixty-eighth blue arrow points to the 'cell' title and 'Reading Level' indicator. A sixty-ninth blue arrow points to the 'cell' title and 'Reading Level' indicator. A seventieth blue arrow points to the 'cell' title and 'Reading Level' indicator. A seventy-first blue arrow points to the 'cell' title and 'Reading Level' indicator. A seventy-second blue arrow points to the 'cell' title and 'Reading Level' indicator. A seventy-third blue arrow points to the 'cell' title and 'Reading Level' indicator. A seventy-fourth blue arrow points to the 'cell' title and 'Reading Level' indicator. A seventy-fifth blue arrow points to the 'cell' title and 'Reading Level' indicator. A seventy-sixth blue arrow points to the 'cell' title and 'Reading Level' indicator. A seventy-seventh blue arrow points to the 'cell' title and 'Reading Level' indicator. A seventy-eighth blue arrow points to the 'cell' title and 'Reading Level' indicator. A seventy-ninth blue arrow points to the 'cell' title and 'Reading Level' indicator. An eightieth blue arrow points to the 'cell' title and 'Reading Level' indicator. An eighty-first blue arrow points to the 'cell' title and 'Reading Level' indicator. An eighty-second blue arrow points to the 'cell' title and 'Reading Level' indicator. An eighty-third blue arrow points to the 'cell' title and 'Reading Level' indicator. An eighty-fourth blue arrow points to the 'cell' title and 'Reading Level' indicator. An eighty-fifth blue arrow points to the 'cell' title and 'Reading Level' indicator. An eighty-sixth blue arrow points to the 'cell' title and 'Reading Level' indicator. An eighty-seventh blue arrow points to the 'cell' title and 'Reading Level' indicator. An eighty-eighth blue arrow points to the 'cell' title and 'Reading Level' indicator. An eighty-ninth blue arrow points to the 'cell' title and 'Reading Level' indicator. A ninetieth blue arrow points to the 'cell' title and 'Reading Level' indicator. A ninety-first blue arrow points to the 'cell' title and 'Reading Level' indicator. A ninety-second blue arrow points to the 'cell' title and 'Reading Level' indicator. A ninety-third blue arrow points to the 'cell' title and 'Reading Level' indicator. A ninety-fourth blue arrow points to the 'cell' title and 'Reading Level' indicator. A ninety-fifth blue arrow points to the 'cell' title and 'Reading Level' indicator. A ninety-sixth blue arrow points to the 'cell' title and 'Reading Level' indicator. A ninety-seventh blue arrow points to the 'cell' title and 'Reading Level' indicator. A ninety-eighth blue arrow points to the 'cell' title and 'Reading Level' indicator. A ninety-ninth blue arrow points to the 'cell' title and 'Reading Level' indicator. A hundredth blue arrow points to the 'cell' title and 'Reading Level' indicator.

## Literacy Support

There are many ways to support developing readers and to encourage independent learning. Use the Read Aloud tool to hear the words while following along with the highlighted text. Support vocabulary acquisition by using the quick-click dictionary! Double-click on a word for the Merriam-Webster definition and pronunciation.

## Challenge

Challenge your advanced learners by suggesting that they read the more challenging content. Additionally, encourage them to click the Related tab when viewing content in order to expand their research and make meaningful connections between content.

# My Britannica

Set yourself up with a personal My Britannica account. Here, both educators and students are able to view their favorite content and organize it into Resource Packs. The notes section allows for simple communication between educators and students, making Resource Packs a great tool for digital homework!



250 Britannica<sup>®</sup>School High

SEARCH Students Educators Help **My Britannica** ▾

My Content  
Lesson Plan  
Browse  
Sign Out

**SCIENCE IN PICTURES**

## Sea Ice

Scientists sampling meltwater ponds, which are filled with fresh water, on the surface of an ice floe.

EXPLORE OTHER SCIENCE AND MATH MEDIA:

- [Earth sciences](#)
- [hydrologic sciences](#)
- [climatology](#)

Kathryn Hansen/NASA

## How should teachers use Resource Packs?

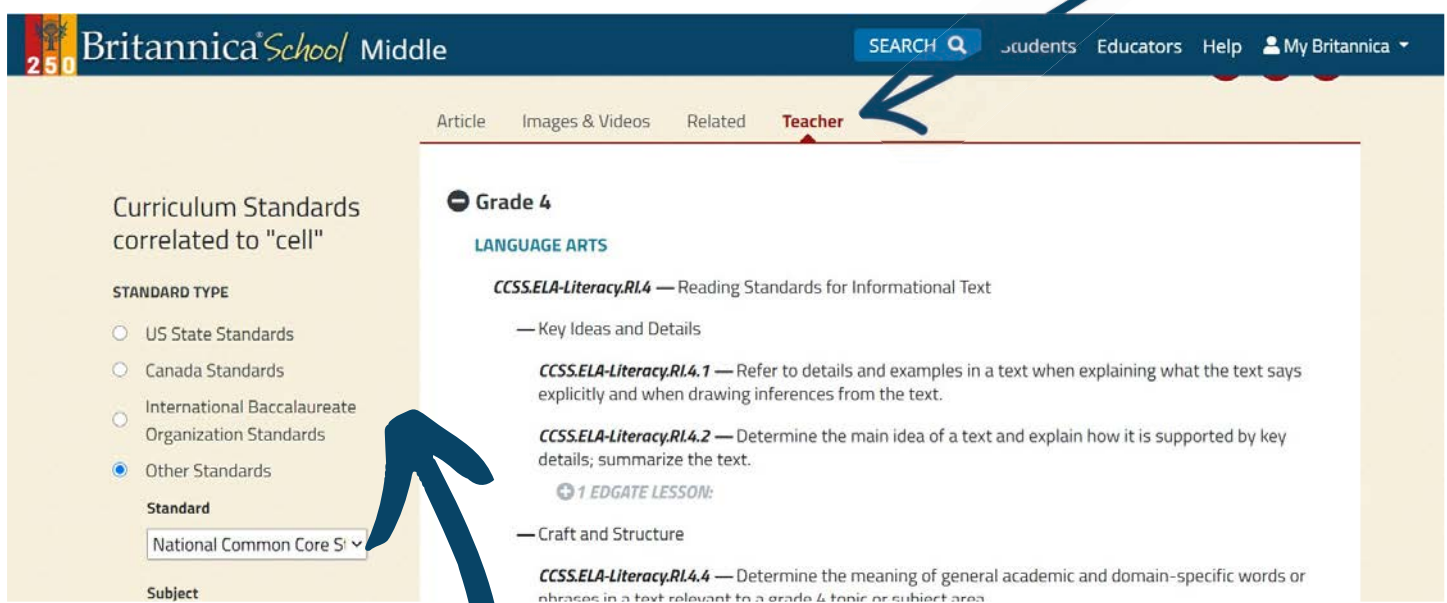
Resource Packs provide the perfect area for teachers to collect and organize all relevant resources for a specific unit of work. Use the notes section for planning. Don't forget that you can upload your own documents into a Resource Pack!

## How should students use Resource Packs?

Students can keep track of the content they have found as they research by organizing it into a Resource Pack. They can use the notes section to write summaries of key points and other information they collect as they research. Students can e-mail and share the pack with teachers and peers to show their progress.

# Curriculum Support

Save yourself time scrolling through endless curriculum documents. Gain further support with lesson planning by accessing our curriculum mapping tool. The curriculum mapping tool clearly highlights each strand within the curriculum that the Britannica content helps to support.



## Searching for your curriculum content

Select your standard, subject, and grade level to view all the relevant Britannica content that maps directly those strands. This will ensure that your resources align with all necessary curriculum targets.

## Cross-curriculum Planning

Easily identify opportunities for cross-curriculum learning and collaboration!

# Britannica School Insights

The image shows a Google search interface for the query "women's movement". The search results page displays several links, including Britannica.com, Wikipedia, and CNN. A sidebar on the right features the "Britannica School Insights" logo and a detailed description of the women's movement, along with a list of related topics and people.

**Google** women's movement

All Images News Videos Books More Settings Tools

About 785,000,000 results (0.72 seconds)

**women's movement | Overview, History, & Facts | Britannica.com**  
<https://www.britannica.com/topic/womens-movement>  
political and social movement. Alternative Titles: feminist movement, women's liberation movement, women's rights movement. Women's movement, diverse social movement, largely based in the United States, seeking equal rights and opportunities for women in their economic activities, their personal lives, and politics.

**Feminist movement - Wikipedia**  
[https://en.wikipedia.org/wiki/Feminist\\_movement](https://en.wikipedia.org/wiki/Feminist_movement)  
The feminist movement (also known as the women's movement, or simply feminism) refers to a series of political campaigns for reforms on issues such as reproductive rights, domestic violence, maternity leave, equal pay, women's suffrage, sexual harassment, and sexual violence, all of which fall under the label of ...  
History · Feminist movement in ... · Feminism in China · Women's health

**People also ask**

- What was the women's rights movement?
- What was the women's movement in the 1960's?
- When was the women's movement?
- What is the women's movement called?

Feedback

**Reading: The Women's Movement | Sociology**  
<https://courses.lumenlearning.com/alamo-sociology/.../reading-the-womens-movement...>  
The feminist movement (also known as the women's liberation movement, the women's movement, or simply feminism) refers to a series of political campaigns for reforms on issues such as reproductive rights, domestic violence, maternity leave, equal pay, women's suffrage, sexual harassment, and sexual violence, all of ...

**2018 will be the year of women - CNN - CNN.com**  
<https://www.cnn.com/2017/12/14/opinions/2018-will-be-the...women.../index.html>  
Dec 15, 2017 - Women everywhere are rising up, taking the women's movement into the mainstream.

**Britannica School Insights**

**Women's movement**  
political and social movement

Women's movement, diverse social movement, largely based in the United States, seeking equal rights and opportunities for women in their economic activities...read more >

**Look Closer**

- Prologue to a social movement
- Reformers and revolutionaries
- Successes and failures

**Women's movement: At a Glance**

**Related Topics**

- Feminism
- Equality

**Related People**

- Joyce Hilda Banda
- Malala Yousafzai
- Elizabeth Cady Stanton
- Margaret Fuller
- Charlotte Perkins Gilman
- Mary Wollstonecraft
- Betty Friedan
- Waris Dirie
- Catharine A. MacKinnon
- Funmilayo Ransome-Kuti

Support literacy skill development and ensure your students can bring a trusted research companion along with them on their Web searches with the new, FREE Chrome extension for Britannica School users.

Add Britannica School Insights as a Google Chrome Extension by navigating to [britannicalearn.com/product/britannica-school-insights/](http://britannicalearn.com/product/britannica-school-insights/)





To learn more about scheduling, contact us:  
[training@eb.com](mailto:training@eb.com) | 800-621-3900 | [britannicalearn.com](http://britannicalearn.com)