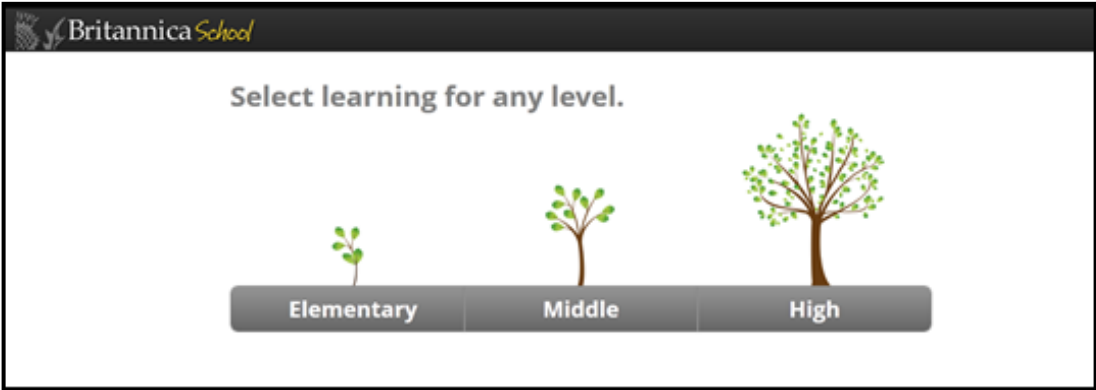


Welcome to Britannica School

badgerlink.dpi.wi.gov/resource/britannica-school

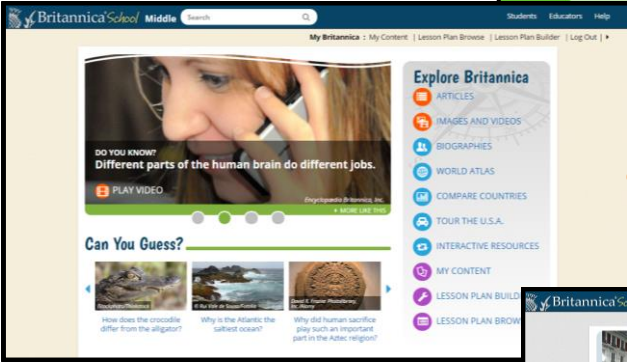
Three learning levels to choose from



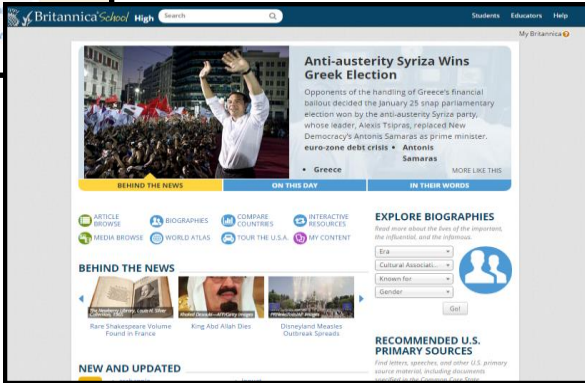
ELEMENTARY



MIDDLE



HIGH



Free Online Training for
Subscribers!
britannicalearn.com

K-12 Search Results for All Students

The screenshot shows the Britannica School search interface for the term "sloth". At the top, there are navigation links for "Students", "Educators", and "Help". Below the search bar, there are three tabs for "Level 1", "Level 2", and "Level 3". A callout box points to these tabs with the text: "Select articles at different reading levels! Select Level 1 for Elementary, Level 2 for Middle School, Level 3 for High School, or all 3." The search results include a list of articles such as "ground sloth (extinct mammal)", "Sloth Bear", "anteater (mammal)", and "French Guiana (French overseas department in northeastern South America)". There are also image thumbnails and a "VIEW YOUR SEARCH IN ImageQuest" button.

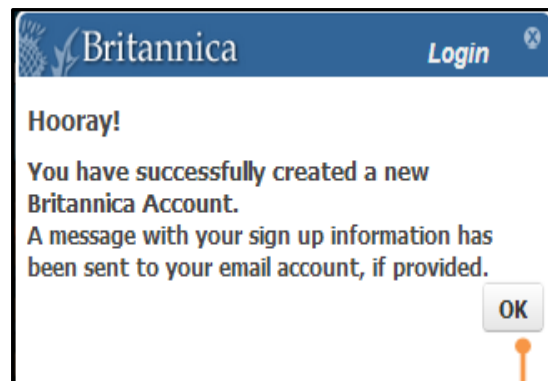
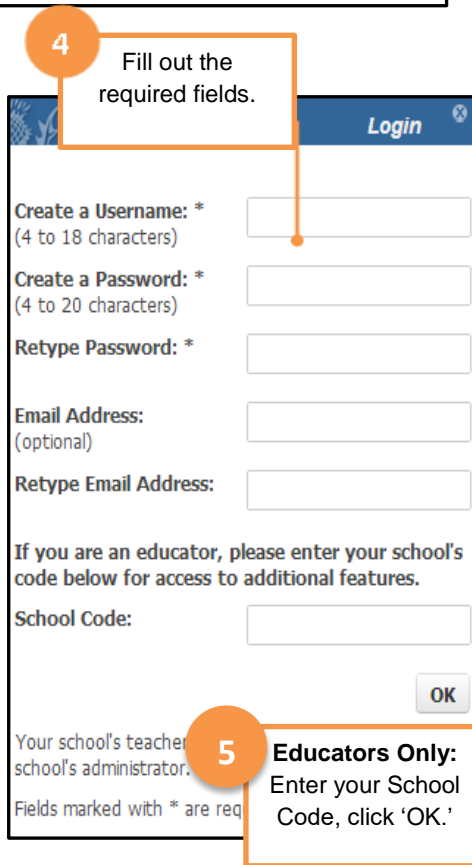
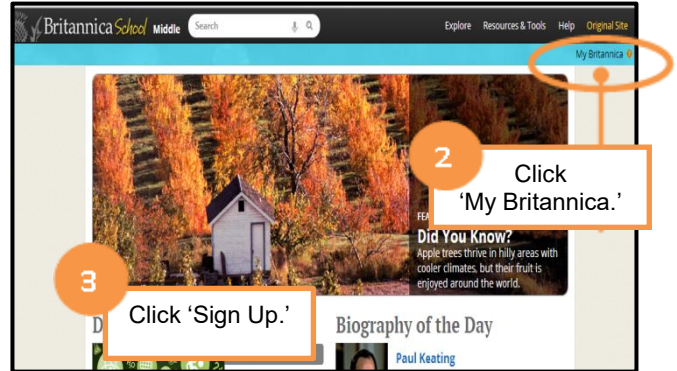
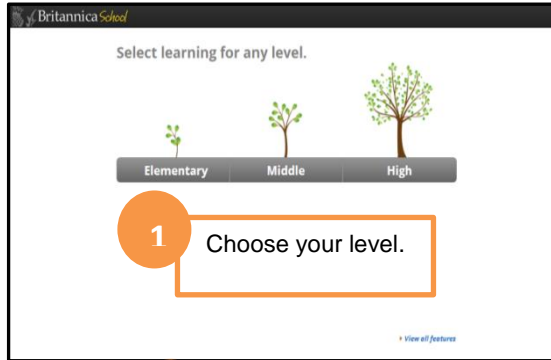
Article Features

The screenshot shows the article page for "space exploration". At the top, there are tabs for "Article", "Images & Videos", "Related", and "Teacher". A callout box points to the "Reading Level" section, which has three buttons labeled "1", "2", and "3". Another callout box points to the left sidebar, which contains links for "Reaching into Space", "Spacecraft Fundamentals", "Human Spaceflight", "International Cooperation in Space", "By-Products of Space Research", and "Additional Reading". A third callout box points to the top right of the article, which contains a toolbar with icons for "Save", "Print", "Email", "Checklist", "Globe", "Speaker", and "Font Size". The main text of the article discusses the history of space exploration, mentioning Sputnik 1 and the Apollo moon landing.

A row of seven buttons for article actions: "Save content", "Print", "Email", "Cite", "Translate", "Listen", and "Increase font". Below these buttons is a row of seven corresponding icons: a star, a printer, an envelope, a checklist, a globe, a speaker, and a plus/minus font size control.

My Britannica for Students and Teachers

My Britannica' provides users a quick and easy way to collect and share materials including articles, images, and videos. Whether you are planning a lesson or just need quick access to important information, you can log into 'My Britannica' from school, home, or the library.



6 You now have access to saving and organizing materials, interactive teaching materials, finding teacher created lesson plans, and creating your own lesson plans! Click 'OK' to exit.

My Britannica – Resource Packs

Resource Packs are a way to collect and organize Britannica School content around any topic of your choice! Try using them to support classroom discussions, or as starting points for inquiry or research projects.

Once you have created your 'My Britannica' account, you can create resource packs! Simply click on the green button and enter the name of your resource pack.

three-toed sloth
IMAGE
A three-toed sloth clings to a tree trunk.

You searched for "sloth"

sloth (mammal) ★ This item has been added to your favorites.

ground sloth (extinct sloth) ★ You can also: Add this to an existing Resource Pack: Review all Resource Packs

sloth

Article | Images & Videos | Related | Teacher

Did You Know? Three-toed sloths are also called aye in Latin America because of their high-pitched cry.

The curious mammals called sloths derive their name from the fact that they usually appear lazy and sluggish, though at times they show considerable agility. Sloths live in the forests of tropical America. (Their now-extinct relatives, the huge prehistoric ground sloths, once ranged into what is now North America.) The animals have rounded heads, inconspicuous ears, and flattened faces. They measure up to 27 inches (70 centimeters) long. The forelimbs are longer than the hind limbs and have long, curved claws.

Share your Resource Packs

Edit your pack and add your own documents.

Share Pack

Add notes and share your pack with students and teachers.

Build and Share Lesson Plans

Teachers can convert any resource pack to a Lesson Plan.

An easy-to-follow format makes it a snap to create and share lessons using Britannica School.

The screenshot shows the 'My Content' page for a user named 'darcymccanless'. A callout box points to the 'Convert to a Lesson Plan' button. Another callout box points to the 'Convert civil war to a Lesson Plan' page, which has sections for 'Subject(s) and Duration', 'Objective and Assessment', 'Procedures', and 'Additional Information'.

Aligned to Common Core and State Standards

Click on 'Educators' to find the link to the curriculum standards.

Plug in the standard type, grade level, and subject area to find Britannica resources that align with your needs.

The screenshot shows the 'Curriculum Standards' page. A callout box points to the 'Educators' link in the top navigation bar. Another callout box points to the search filters on the left, which include 'STANDARD TYPE' (US State Standards), 'STANDARD' (Illinois Learning Standard), 'SUBJECT' (Language Arts), and 'GRADE' (3). The main content area shows 'Grade 3 LANGUAGE ARTS' with specific standards like '1.1. — Reading: Read with understanding and fluency.' and '1.A. — Apply word analysis and vocabulary skills to comprehend selections.'



<p><u>Presenter Name:</u></p> <p><u>Email:</u></p>

<p><u>Username:</u></p> <p><u>Password:</u></p> <p><u>School Code:</u></p>
