

Guided Tour

Your guide to getting started with
Britannica® LaunchPacks™ : Social
Studies



PG 4 Welcome

What are LaunchPacks?

PG 5 Home Page

Features of the Britannica LaunchPacks Home Page

PG 6 Inside a Pack

Articles, Images, Videos and much much more

PG 7 Articles

Features and Tools within an Article

PG 8 Media: Images and Videos

Features and Tools within an Image and Video content

PG 9 Annotations

Color-code, organize, and share annotations

PG 10 Customize

Learn How to Customize the Contents within a LaunchPack

PG 11 Schedule a Pack

Schedule a LaunchPack to your calendar for later use

PG 12 Classes

Create a Class and Invite Students

PG 13 Activities: Learning Strategies

Add Learning Strategies to a LaunchPack

PG 14 Activities: Question Sets

Add Question Sets to a LaunchPack

PG 15 Activities: Save, Preview, & Assign

Save and Preview an Activity before you Assign it to a Class

PG 16 Activities: Review Student Progress

View and Monitor Student Progress

PG 17 My LaunchPacks

How to Create a My LaunchPacks Account

PG 18 Tools for English-Language Learners

Digital tools to support English-Language Learners

PG 19 Notes

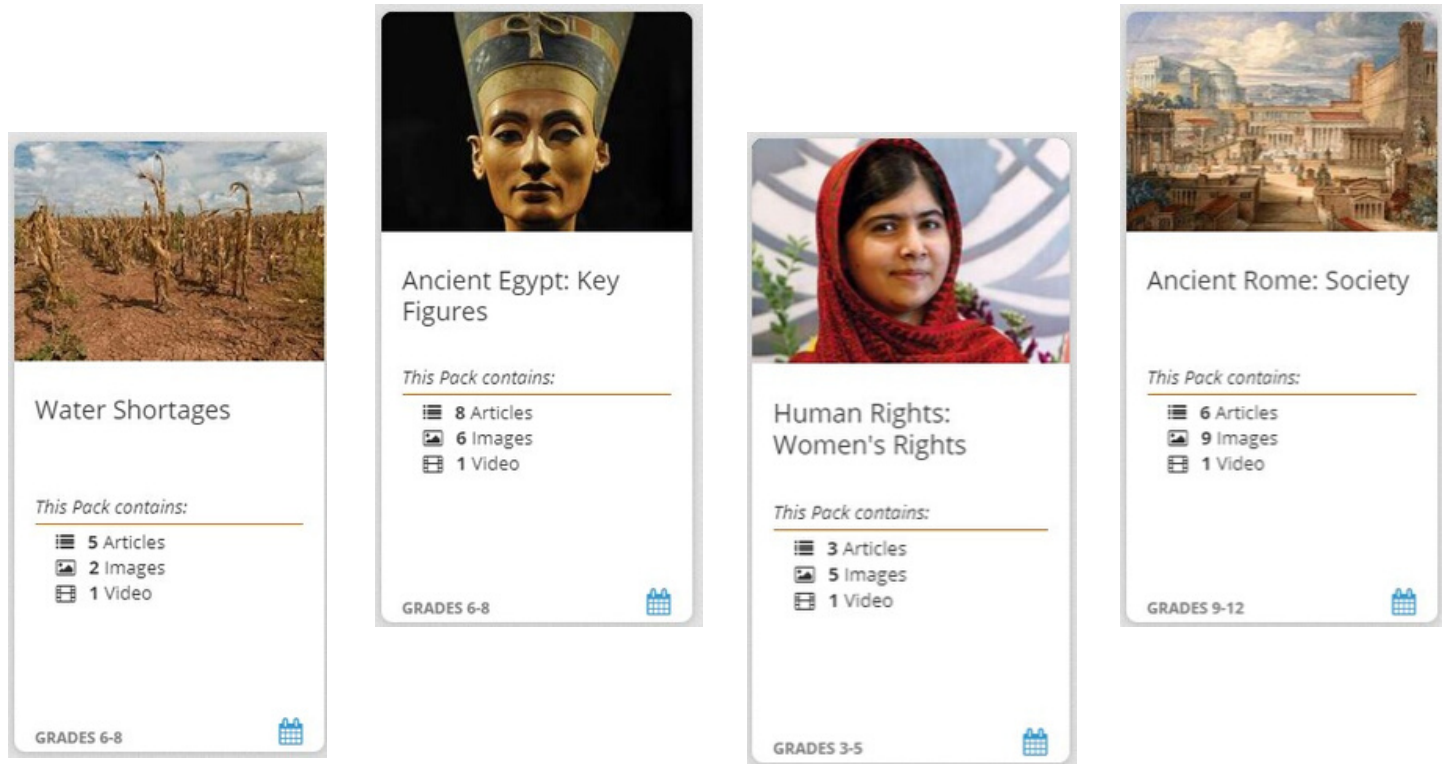
Notes Page

PG 20 Contact Us

Login and contact information

Welcome

packs.eb.com/social-studies

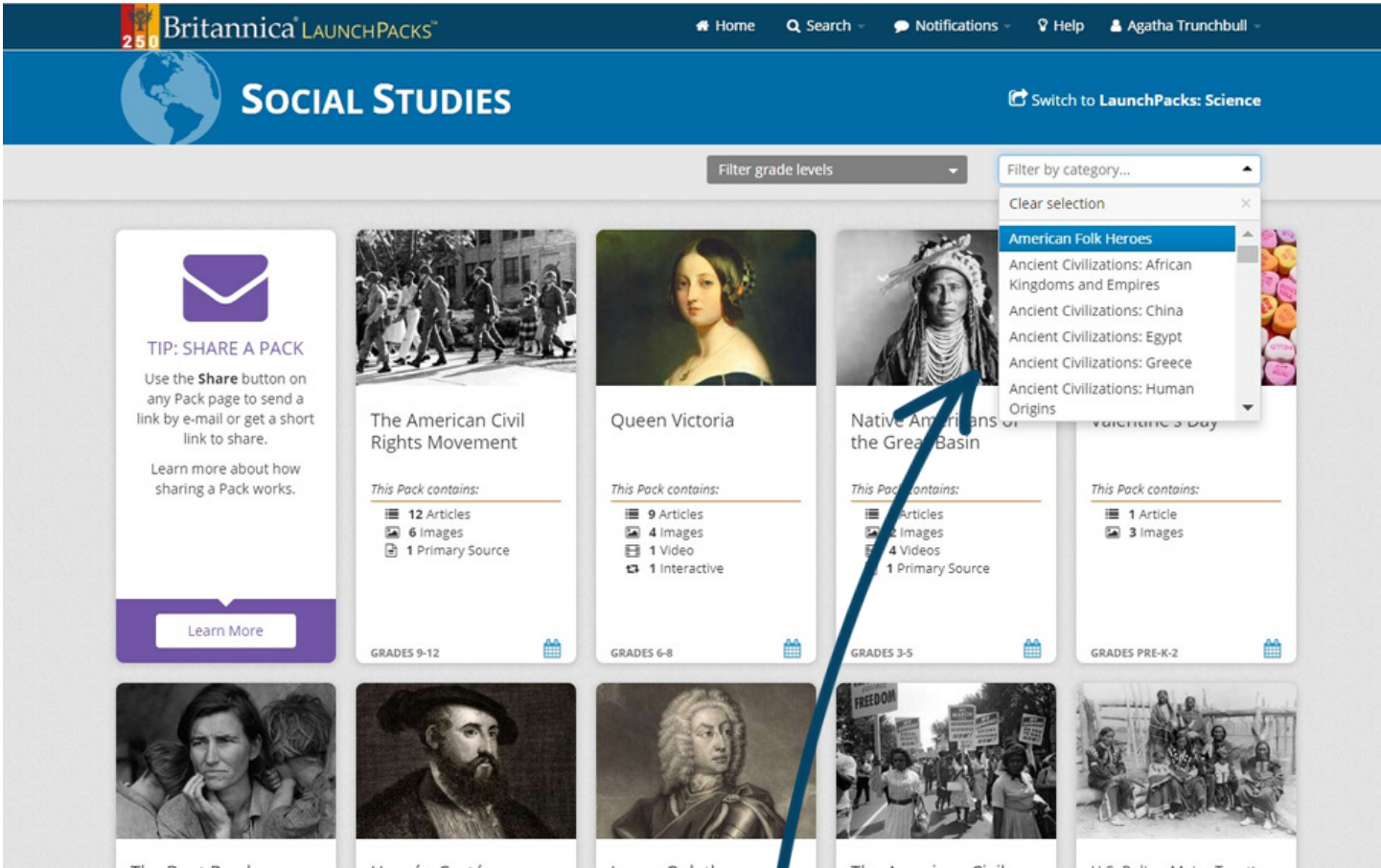


Welcome to Britannica LaunchPacks: Social Studies!

You now have access to thousands of individually curated, ready-to-use content sets covering a wide variety of topics. Whether it's World History, Geography, Economics, or U.S. History, it's time to start exploring with your class!

LaunchPacks saves planning time and builds active engagement with tools such as activities, annotations, and customization!

Home Page

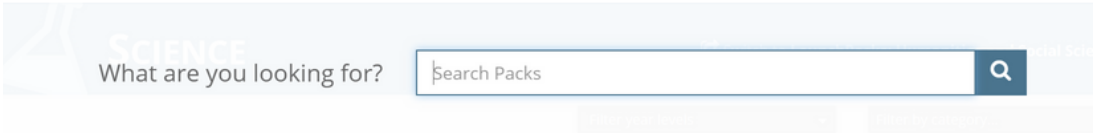


LaunchPacks

Each LaunchPack contains a variety of content including Articles, Images, Videos, Primary Sources, and Websites.

Search and Filter

You can filter Packs in 4 levels: Pre-K-2, Grades 3-5, Grades 6-8, and Grades 9-12 or by category. Search for a particular LaunchPack using keywords or phrases.



Inside a Pack

Customize Content

Click the Customize tab to edit a LaunchPack's contents. Find out more information on page 10.

Activities

Build critical thinking and inquiry skills by adding Activities to a LaunchPack.

Assign

Assign a LaunchPack with reading and skill-based activities to your students.

The screenshot shows the Britannica LaunchPacks interface for a pack titled "Ancient Egypt: Government and Society" for GRADES 9-12. The interface includes a top navigation bar with links for Home, Search, Notifications, Help, and a user profile. Below the title, there are tabs for LaunchPack, Customize, and Activities. A "Share" button is visible. The main content area displays a grid of items: a "SHARE THIS PACK" card, a "PRIMARY SOURCE" card titled "An Account of Egypt" by Herodotus, an "ARTICLE" card titled "ancient Egypt" with a reading level indicator, another "ARTICLE" card titled "pharaoh", and a "VIDEO" card titled "ancient Egypt: hieroglyphics and pyramids". A "Britannica Note" is also present. A "Content Type: All" filter is located on the right.

Multimedia Content

Find level-appropriate articles, images, videos, primary sources, or websites related to the topic.

Share or Save Content

Share content via e-mail, Google Classroom, or Microsoft Teams. Click the Favorite star to save a LaunchPack.

Schedule

Schedule a LaunchPack to your personal calendar and receive reminders closer to the due date.

Articles

Table of Contents

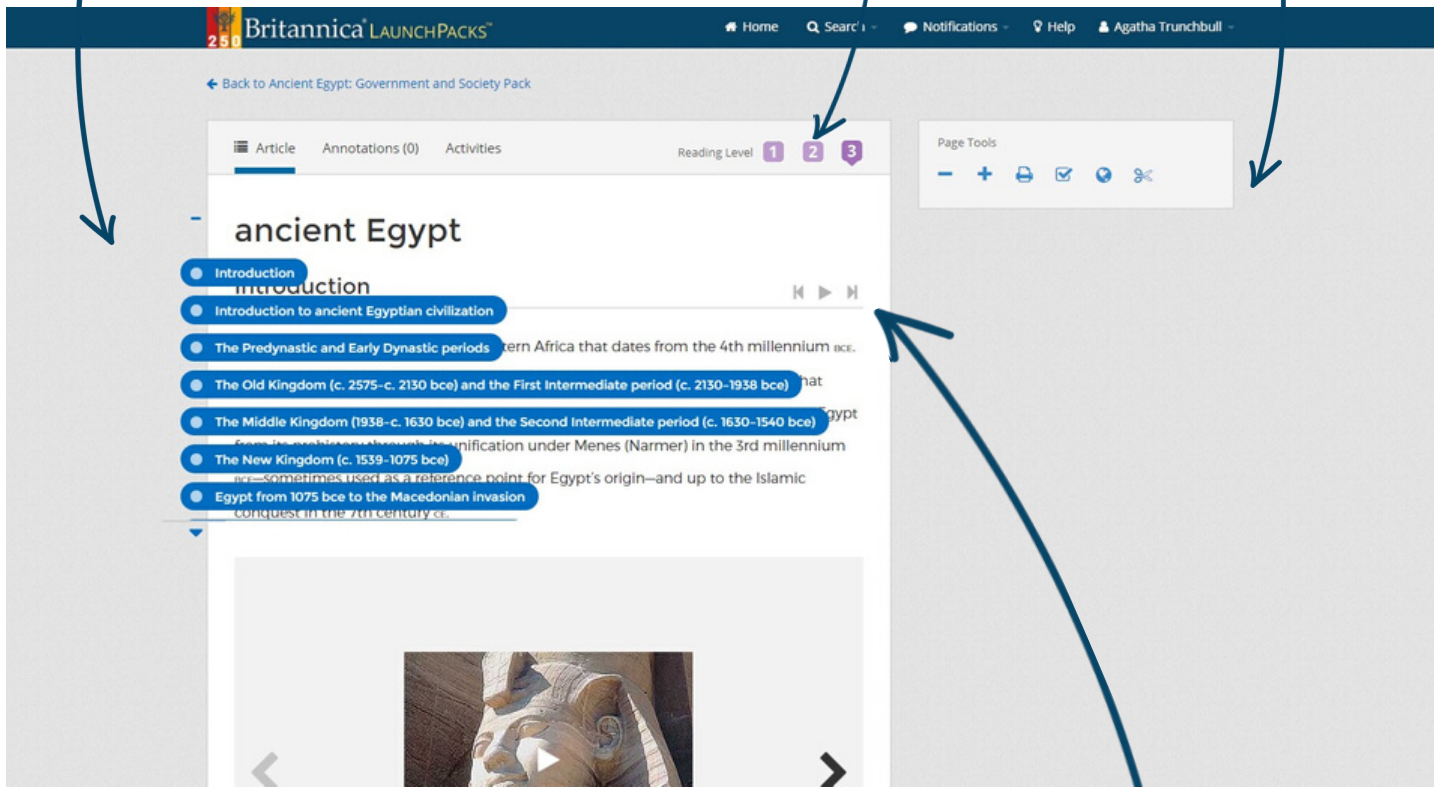
Expand or collapse the table of contents using the + or - symbols. Click on a section title to navigate to that section of the article.

Article Reading Level

Articles have multiple Reading Levels. Individuals can use the level labels to switch to content most suited to their ability.

Page Tools

Use Page Tools to reduce or enlarge text size, print the full article, generate a citation, translate the article, or create an article excerpt.



Dictionary

Double-click any word to see a Quick-Click dictionary definition! Powered by Merriam-Webster. Students can also listen to the pronunciation of the word by clicking on the audio box.



Read Aloud

Click the play icon to hear the article read aloud.

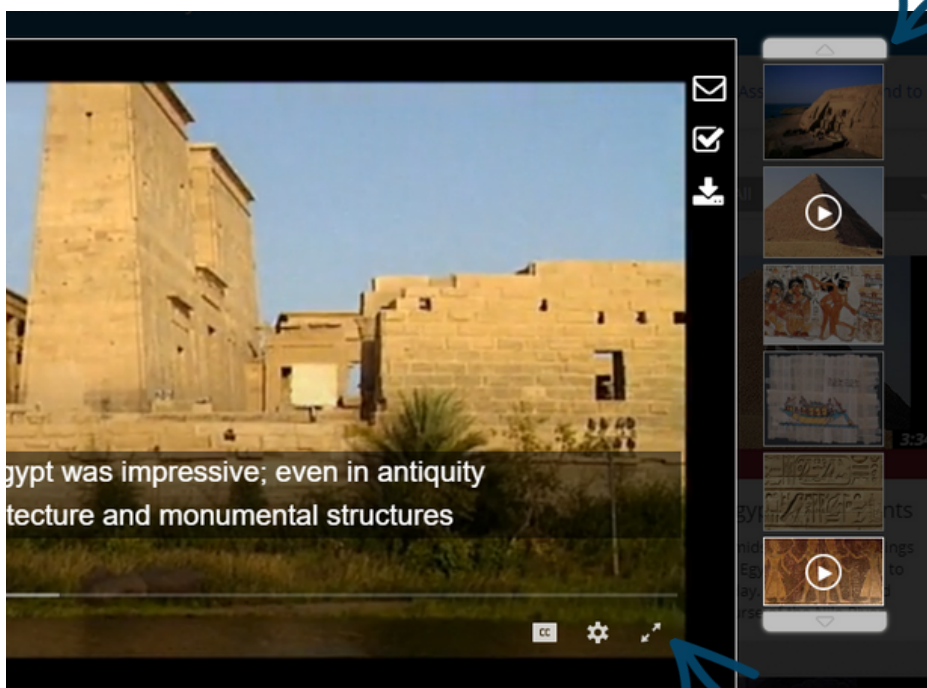
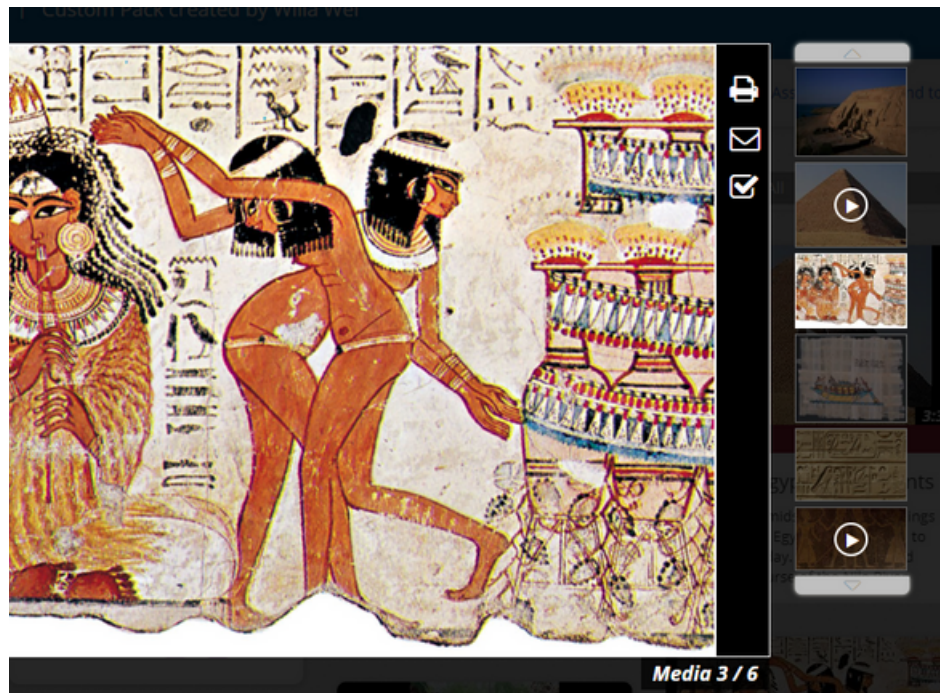
Media Tools: Images & Videos

Media Sharing

Share the media using e-mail, download a video, or print an image.

Generate Citations

Click the check mark to generate a citation for the media.



Media Slider

Scroll through the slider to view other media files from the same LaunchPack.

Media Player Tools

Use the video controls to play a video with Closed Captions (CC) or watch videos in full screen.

Annotations

Annotation Mode

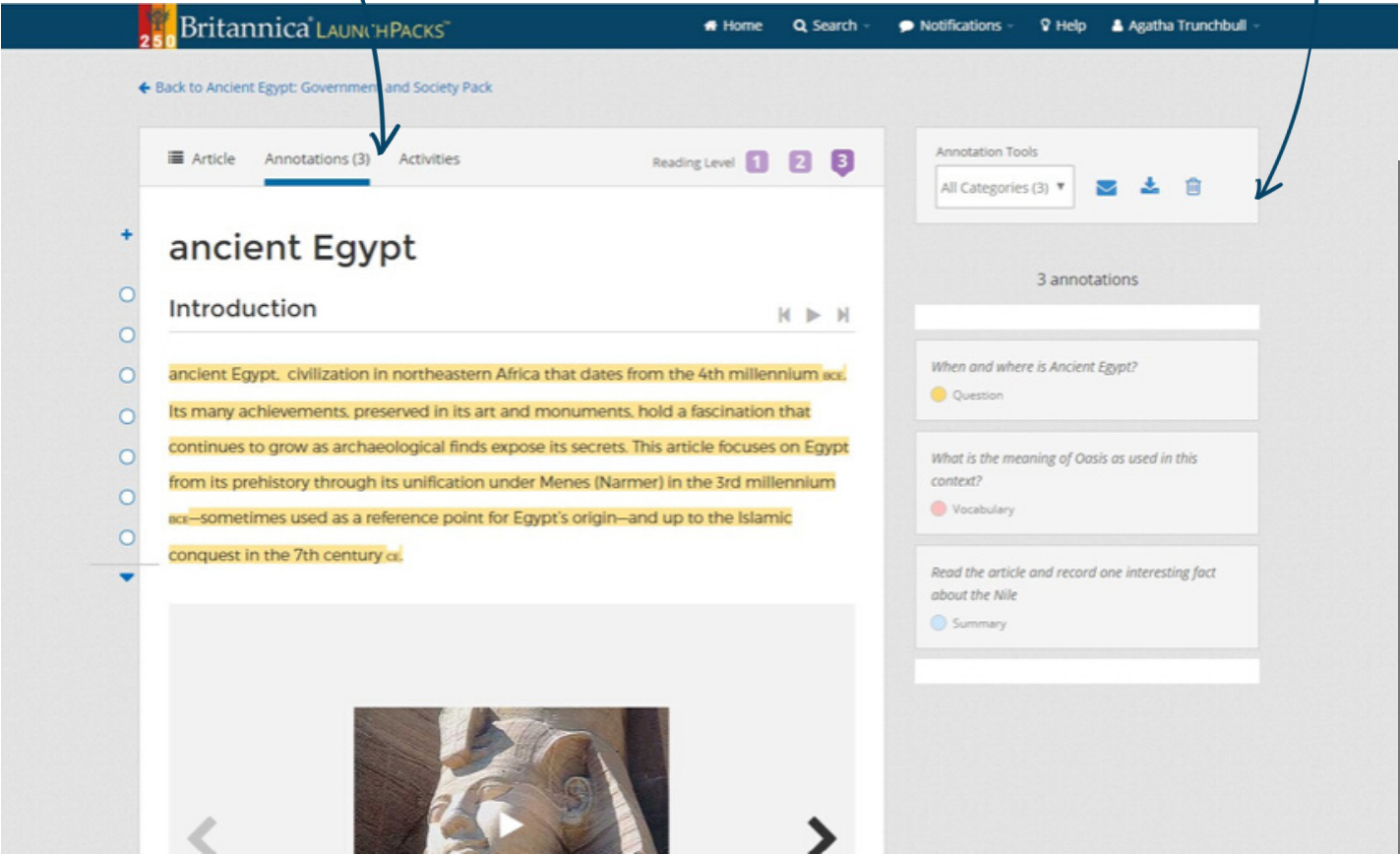
Click "Annotations" to begin annotating an article.

Highlight and Annotate

Highlight any text and click the Pencil icon that appears. Type your annotation and click "Save."

Categorize Annotations

Organize your annotations by color. Categorize your annotations using the drop box under Annotation Tools.



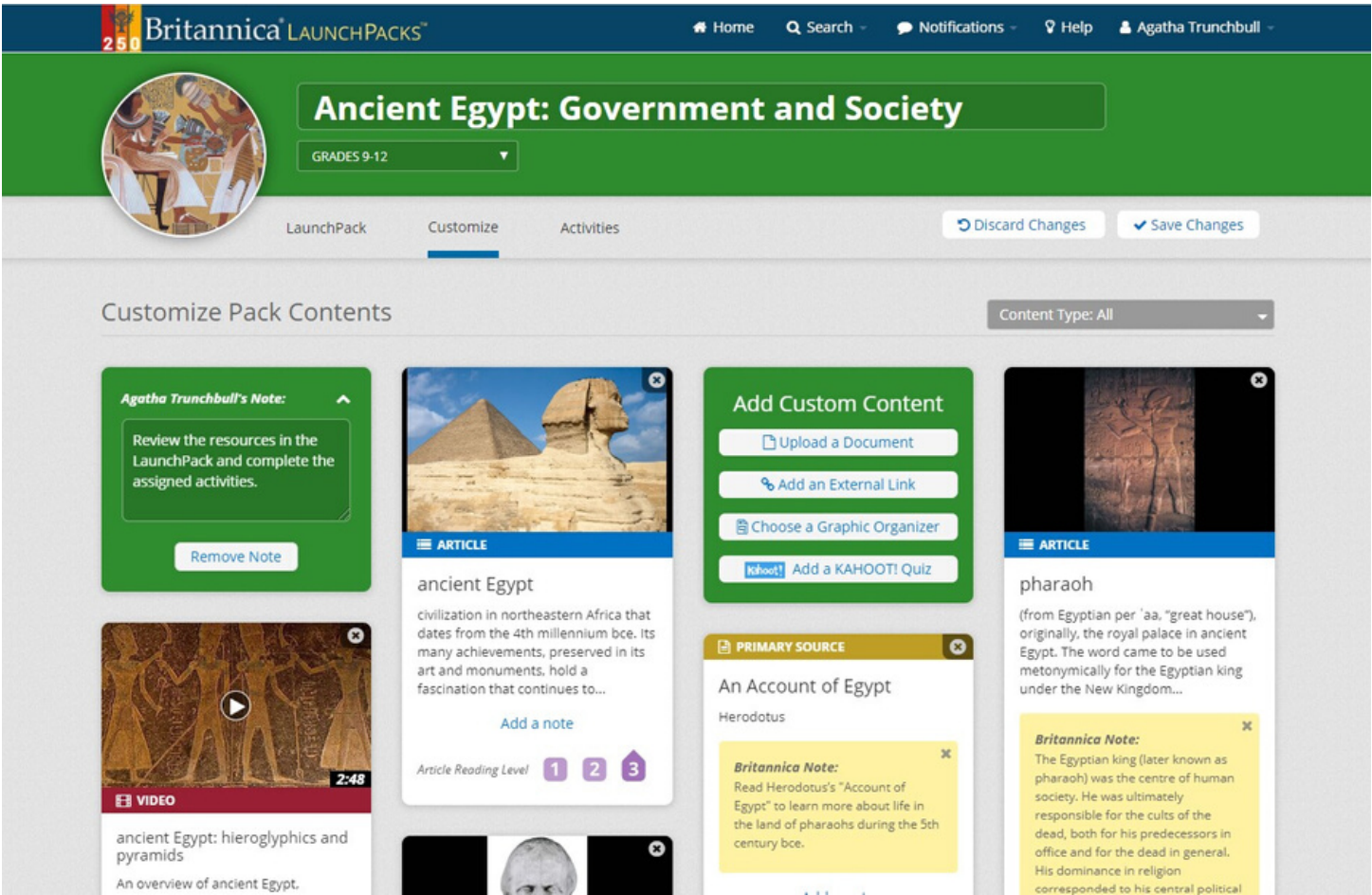
Sharing Annotations

Click the envelope icon under Annotation Tools to share your annotations via e-mail.

Download Annotations

Download your annotations as a formatted Word or PDF document.

Customize



Editing the Title

Update the title of the LaunchPack and add notes or instructions.

Custom Content

Add your own custom document by choosing Upload a Document or add an External Link to the LaunchPack.

Graphic Organizers

Add pre-created Graphic Organizers to scaffold student work.

KAHOOT! Quiz

Insert your own KAHOOT! Quiz to assess student knowledge.

Pear Deck

Use Britannica-created Pear Deck presentations or create your own to engage students.



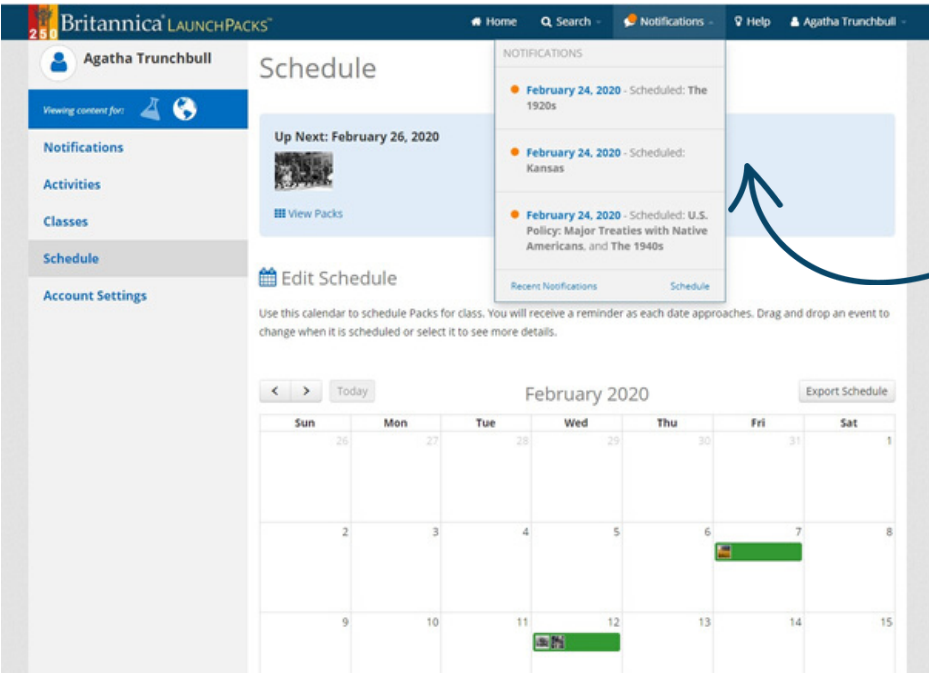
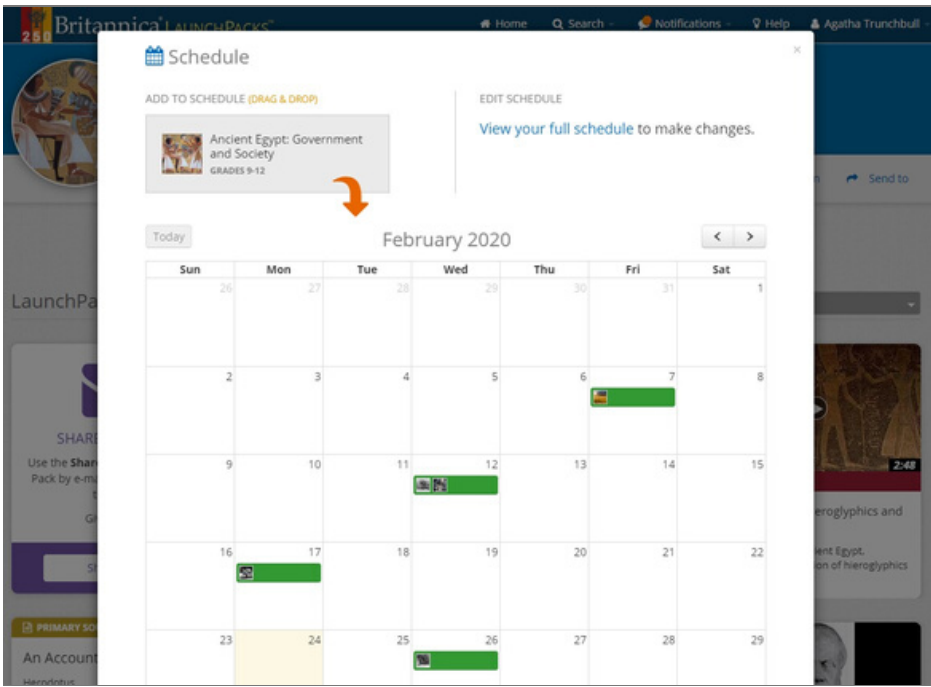
Schedule a Pack

Schedule a LaunchPack

Schedule a LaunchPack to your Personal Calendar using the "Send to" drop-down button.

Collection of LaunchPacks

Drag & drop a LaunchPack to a date to receive notifications as the date approaches. Create a Collection when you add 2 or more LaunchPacks to the same date.



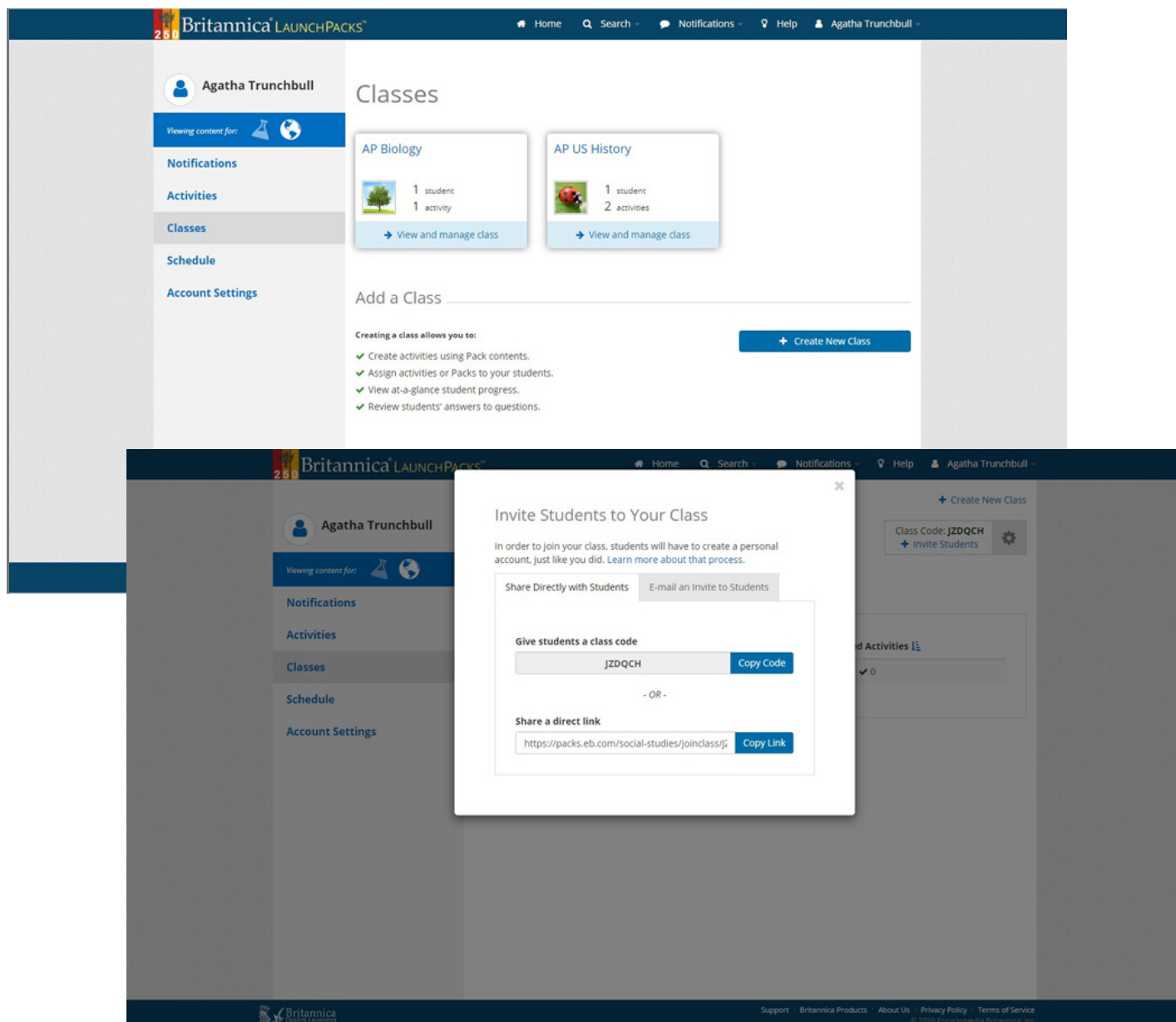
Schedule Dashboard

Your Schedule Dashboard will appear as a notification or in your personal account.

Export Your Schedule

Export your LaunchPacks calendar in ICS format to add to your preferred personal calendar.

Classes



Create a Class

Create a class for each group of students you teach or create a class for each group of learners with similar learning needs and styles.

Import from Google

Import existing class rosters from your Google Classroom account.

Invite Students

Invite students to join the class using a Class Code, an e-mail, or a direct class link.

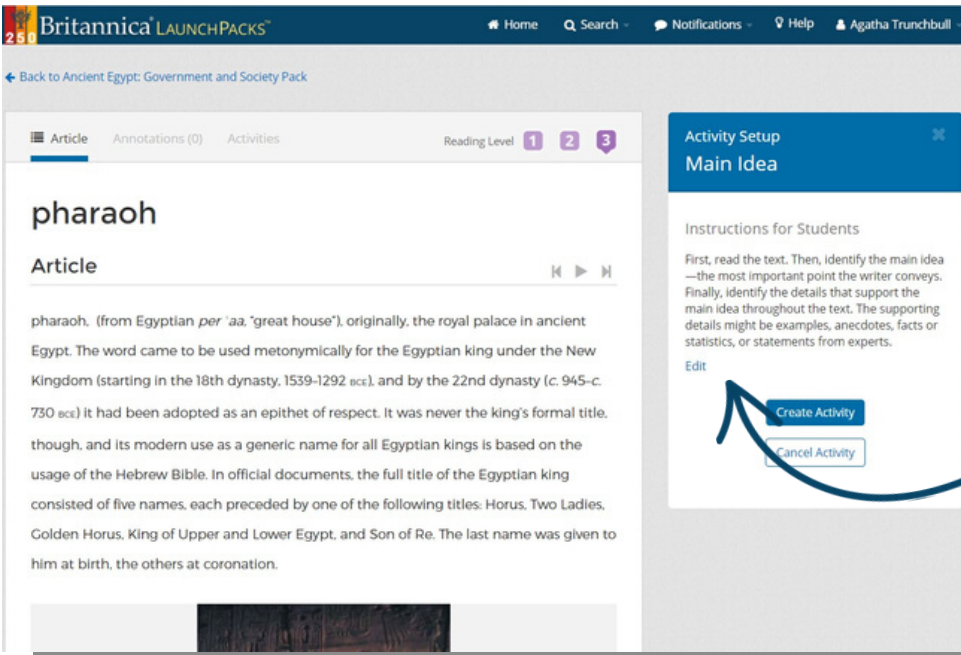
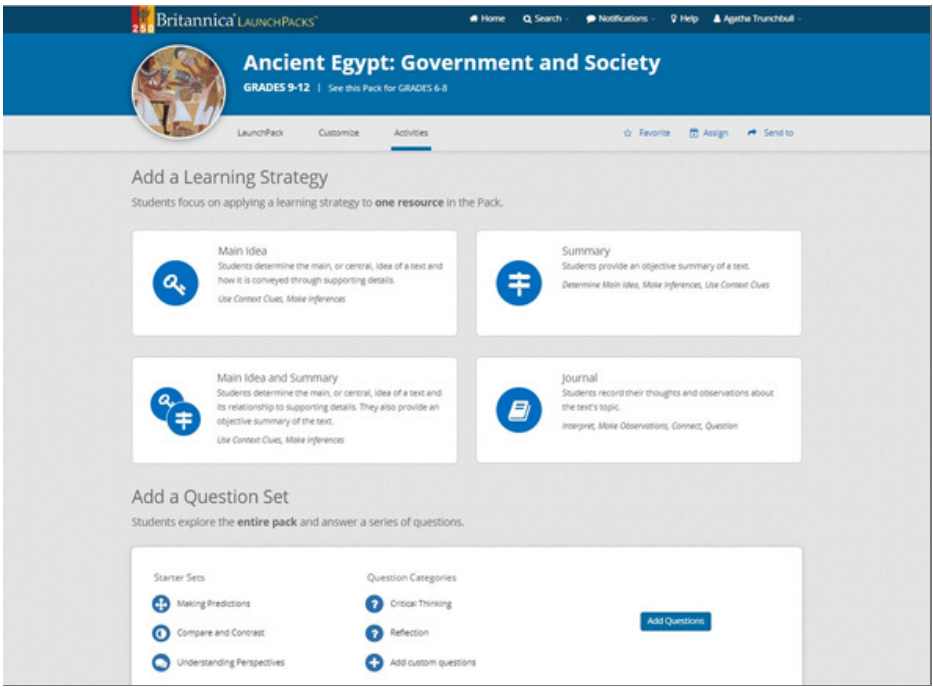
Activities: Learning Strategies

Learning Strategies

Learning Strategies are skill-building exercises that develop subject-area literacy.

Types of Strategies

Click "Activities" to select from 4 Learning Strategies: Main Idea, Summary, Main Idea and Summary, and Journal.



Choose a Resource

Select an article to apply the Learning Strategy. You can choose to assign an excerpt or the full text of the article.

Edit the Instructions

Edit or save the default instructions. Don't forget, you can assign multiple Learning Strategies to a single resource.

Activities: Question Sets

Question Sets

Question Sets challenge students to explore the contents of a LaunchPack and apply their learning.

Starter Sets

Created by Britannica experts, these open-ended questions can be applied to many topics. Choose to use a whole set or select your preferred questions.

Starter Sets

Making Predictions

Skills: Extend, Identify, List, Predict, Propose, Discover, Examine, Explain, Support, Assess, Evaluate

Main Idea

Skills: Identify, Support, Tell, Recall, Explain, Select, Summarize, Assess, Choose, List, Discover, Reflect, Relate, Rephrase, Judge, Defend, Examine

KWLQ

Skills: Report, Identify, Show, List, Recognize, Record, Express, Assess, Plan, Find, Explain, Analyze, Examine, Reflect, Rate, Draw Conclusions

Identify and Define

Skills: Express, Rephrase, Identify, Imagine, Interpret, Define, Recall, Examine, Explain, Extend, Apply, Visualize, Dissect

Compare and Contrast

Skills: Extend, Choose, Recall, Recognize, Contrast, Compare, Examine, Explain, List, Describe, Record, Reflect, Select, Appraise, Assess, Support, Cite Evidence, Propose, Discover, Evaluate

Understanding Perspectives

Skills: Distinguish, Identify, Recognize, Assess, Choose, Record, Reflect, Explain, Relate, Extend, Summarize, Support, Use Evidence, Defend, Examine

Questions by Category

Critical Thinking

Skills: Infer, Use Evidence, Predict, Draw Conclusions, Compare and Contrast

Vocabulary

Skills: Parts of Speech, Define, Synonyms, Antonyms, Write, Context Clues

Inquiry

Skills: Identify, Use Evidence, Question, Research, Validate, Evaluate

Reflection

Skills: Apply, Imagine, Opinion, Perspective, Evaluate, Consider

Comprehension

Skills: Analyze, Main Idea and Details, Patterns, Use Evidence, Cause and Effect

Making Connections

Skills: Apply, Assess, Associate, Compare and Contrast, Evaluate, Reflect

Student Instructions

Add

Prior Knowledge Question

Add

Questions

1

Preview the titles, headings, and images of the resources in this Pack. Then, before opening any of them, answer this question: what do you predict you will learn from this activity?

2

Now study the resources in this Pack. How correct was your prediction of what you would learn?

3

What evidence in the resources supports or challenges the accuracy of your prediction?

4

What did you learn that surprised you?

5

What new words or phrases helped you better understand this topic?

6

What new questions do you have?

7

How might you find answers to your new questions?

+

Pick a question to see it here or

250

Britannica[®] LAUNCHPACKS[™]

Home Search Notifications Help Agatha Trunchbull

Ancient Egypt: Government and Society

GRADES 9-12

Create Activity Pack: Teacher View

View Activity Builder

Show Pack

Starter Set: Making Predictions

Add Entire Set

Activity Instructions

Before studying these resources, preview the parts you can see. Then, use what you previewed to predict what you will learn. Finally, investigate more closely to find out how accurate your prediction was.

Add

Show questions suitable for grade levels:

Pre-K-2, 3-5 6-8, 9-12

1

Preview the titles, headings, and images of the resources in this Pack. Then, before opening any of them, answer this question: what do you predict you will learn from this activity?

Add

2

Now study the resources in this Pack. How correct was your prediction of what you would learn?

Add

3

What evidence in the resources supports or challenges the accuracy of your prediction?

Add

4

What did you learn that surprised you?

Add

5

What new words or phrases helped you better understand this topic?

Add

6

What new questions do you have?

Add

7

How might you find answers to your new questions?

Add

Student Instructions

Add

Prior Knowledge Question

Add

Questions

1

Preview the titles, headings, and images of the resources in this Pack. Then, before opening any of them, answer this question: what do you predict you will learn from this activity?

2

Now study the resources in this Pack. How correct was your prediction of what you would learn?

3

What evidence in the resources supports or challenges the accuracy of your prediction?

4

What did you learn that surprised you?

5

What new words or phrases helped you better understand this topic?

Questions by Category

Add individual questions by category to build your own activity.


Activity Builder

Browse and change pre-set questions per Grade Level. Customize the questions by editing the question content, and add custom questions.

Activities: Save, Preview, & Assign

 Britannica LAUNCHPACKS™

[Home](#) [Search](#) [Notifications](#) [Help](#) [Agatha Trunchbull](#)




Ancient Egypt: Government and Society

GRADES 9-12 | Custom Pack created by Agatha Trunchbull

 Student Activity Pack

Content Type: All



ARTICLE

Rosetta Stone

ancient Egyptian stone bearing inscriptions in several languages and scripts; their decipherment led to the understanding of hieroglyphic writing. An irregularly shaped stone...

Article Reading Level **2** **3**



IMAGE

Ancient Egypt: temple of Abu Simbel

Many ruins from ancient Egypt can still be seen today. The temple of Abu Simbel was built during the reign of Ramses II almost 3,300 years ago. It was dedicated to two sun gods.



IMAGE

Karnak: avenue of sphinxes

Avenue of sphinxes leading to the main temple precinct at the ruins of the Great Temple of Amon at Karnak, Egypt.



ARTICLE

chariot

open, two- or four-wheeled



Activity

STATUS

☒ Draft

LENGTH

3 Questions

[Print activity](#)

Assign

Schedule

Activity Instructions

Add

Prior Knowledge Question

Add

Questions

[Edit](#)

[Student preview](#)

Preview

Prior to saving your activity, preview the LaunchPack from student preview.

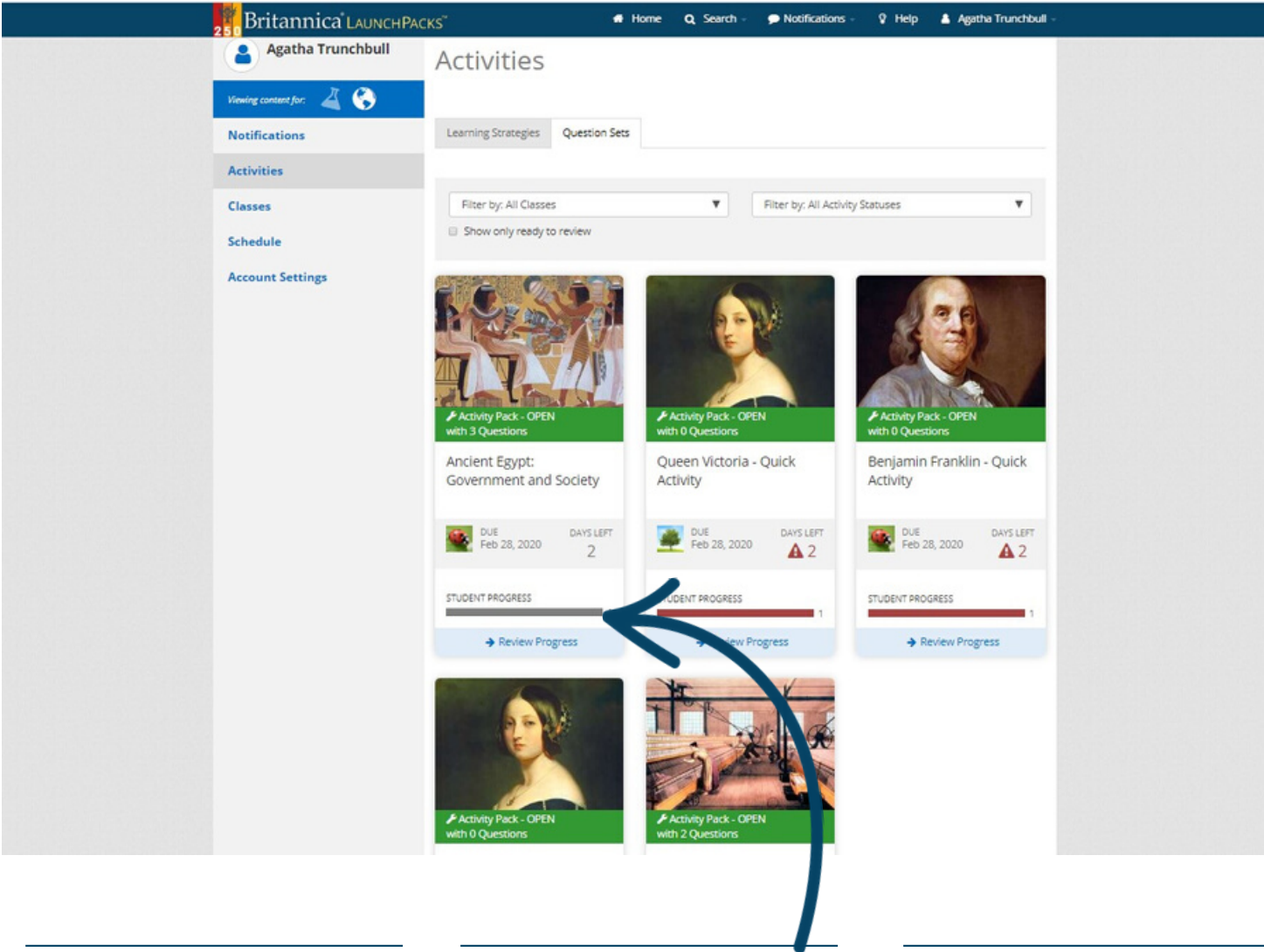
Save

Remember to save your new activity! Easily duplicate the activity you created upon saving.

Assign or Schedule

Assign your finished LaunchPack to a Class immediately or Schedule for a later date.

Activities: Review Student Progress



Activities Dashboard

Access all your drafted, scheduled, and open Activities from the Activities Dashboard.

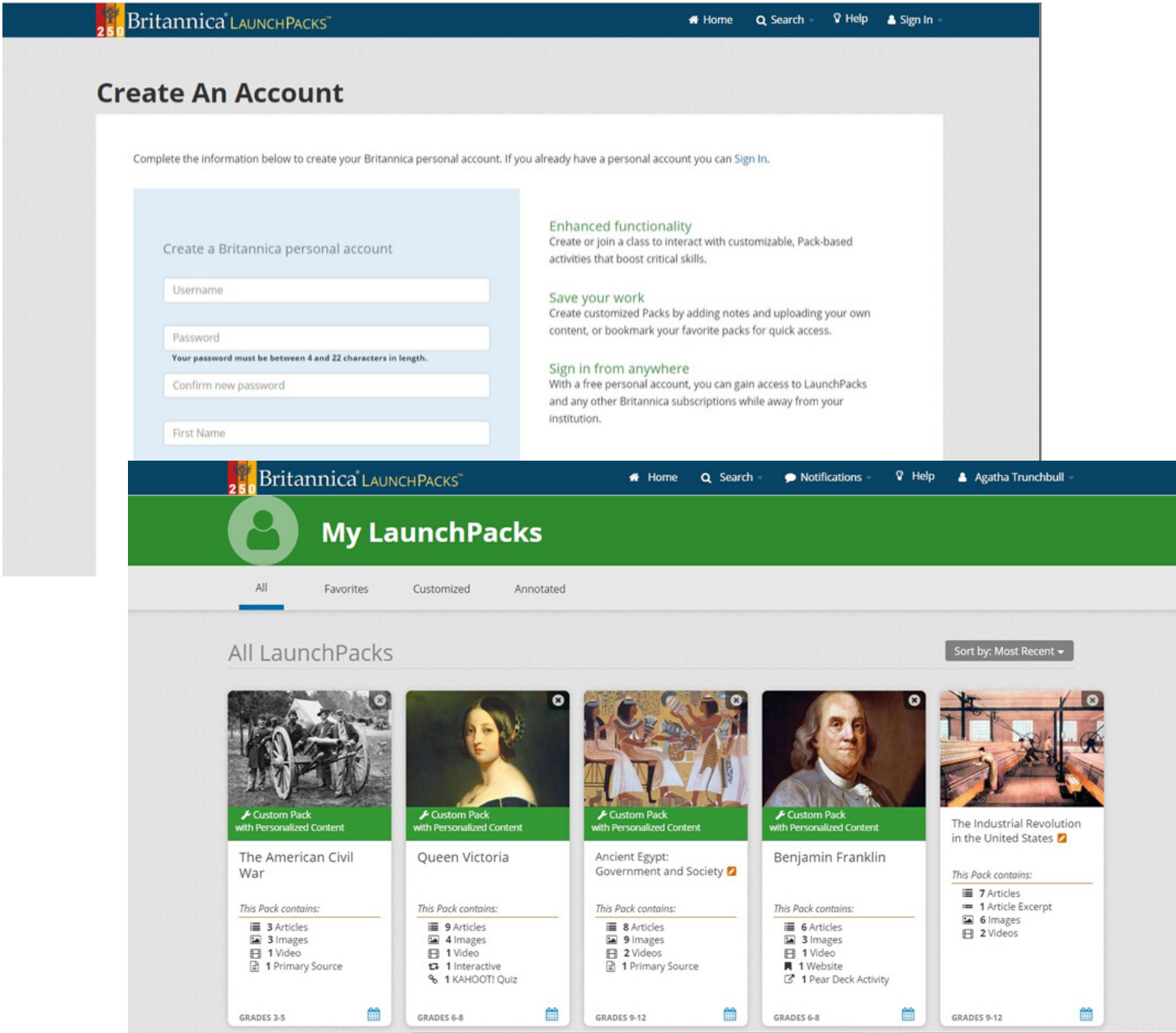
Progress Bar

The Progress Bar shows a real-time summary of class completion progress.

Review Responses

Click "Review Progress" to monitor student responses by individual student or by question.

My LaunchPacks



Create Your Account

Create a My LaunchPacks Account using Britannica credentials. You can also Sign In with your Google or Microsoft account.

My LaunchPacks

Inside My LaunchPacks you can view, edit, and schedule all your Favorite, Customized, and Annotated Packs.

Access

Access My LaunchPacks anytime from your Account drop-down menu.

Tools for English-Language Learners

Dictionary

Double-click any word within an article or primary source to see a Quick-Click dictionary definition. Students can also listen to the pronunciation of the word by clicking the audio box.

Adjustable Reading Levels

Articles have up to 3 different reading levels. Individuals can read articles at different levels by selecting the level appropriate for them.

Read Aloud

Click the play icon to listen to an audio version of an article.

The screenshot displays the Britannica LaunchPacks interface. At the top, there's a navigation bar with 'Home', 'Search', 'Notifications', 'Help', and a user profile 'Agatha Trunchbull'. Below this, a breadcrumb trail reads 'Back to Ancient Egypt: Government and Society Pack'. The main content area is titled 'ancient Egypt' and includes an 'Introduction' section. A sidebar on the left shows a list of topics. A dictionary pop-up is visible over the word 'civilization', showing its definition and pronunciation. On the right, there's a 'Page Tools' section with icons for zooming, printing, and a 'Read Aloud' button. A 'Pack Note' from Agatha Trunchbull is also present. Below the English version, the French version of the article is shown, titled 'l'Egypte ancienne' with an 'introduction' section. The interface includes reading level indicators (1, 2, 3) and a language selector (English, Español).

Support for All Reading Abilities.

Britannica LaunchPacks has a range of embedded tools to support English-Language Learners.



Content Translator

Click the globe icon in Page Tools. Translate an entire article into over 100 languages.

Notes

This image shows a full page of white paper with horizontal blue ruling lines. The lines are evenly spaced and run across the width of the page, typical of notebook or legal stationery. There are no margins, text, or other markings on the page.

Access ID _____

Passcode _____

Username _____

Password _____



To learn more, contact us:

britannicalearn.com | Email: contact@eb.com | (800) 621-3900