

Guided Tour

Your guide to getting started with
Britannica® LaunchPacks[™] : Science



PG 4 Welcome

What are LaunchPacks?

PG 5 Home Page

Features of the Britannica LaunchPacks Home Page

PG 6 Inside a LaunchPack

Articles, Images, Videos, and much more

PG 7 Articles

Features and Tools within an Article

PG 8 Media Tools: Images & Videos

Features and Tools within Image and Video content

PG 9 Annotations

Color-code, organize, and share annotations

PG 10 Customize

Customize the Contents within a LaunchPack

PG 11 Schedule a Pack

Schedule a Pack to your calendar to plan future lessons and activities

PG 12 Classes

How to Create a Class and Invite Students

PG 13 Activities: Learning Strategies

Add Learning Strategies to a LaunchPack

PG 14 Activities: Question Sets

Add Question Sets to a LaunchPack

PG 15 Activities: Save, Preview, & Assign

Save and Preview an Activity before you Assign it to a Class

PG 16 Activities: Review Student Progress

View and Monitor Student Progress

PG 17 My LaunchPacks

How to Create a My LaunchPacks Account

PG 18 Tools for English-Language Learners

Digital tools to support English-Language Learners

PG 19 Notes


Notes Page

PG 20 Contact Us

Login and contact information

Welcome

packs.eb.com/science




Dinosaurs: Duck-Billed Dinosaurs and Their Relatives

This Pack contains:

- 7 Articles
- 2 Images
- 1 Video

GRADES 9-12



The Nervous System

This Pack contains:

- 7 Articles
- 3 Images
- 2 Videos

GRADES 9-12




Earth's Layers

This Pack contains:

- 5 Articles
- 4 Images
- 1 Video

GRADES 9-12



Lighting Systems

This Pack contains:

- 1 Article
- 5 Images
- 2 Interactives

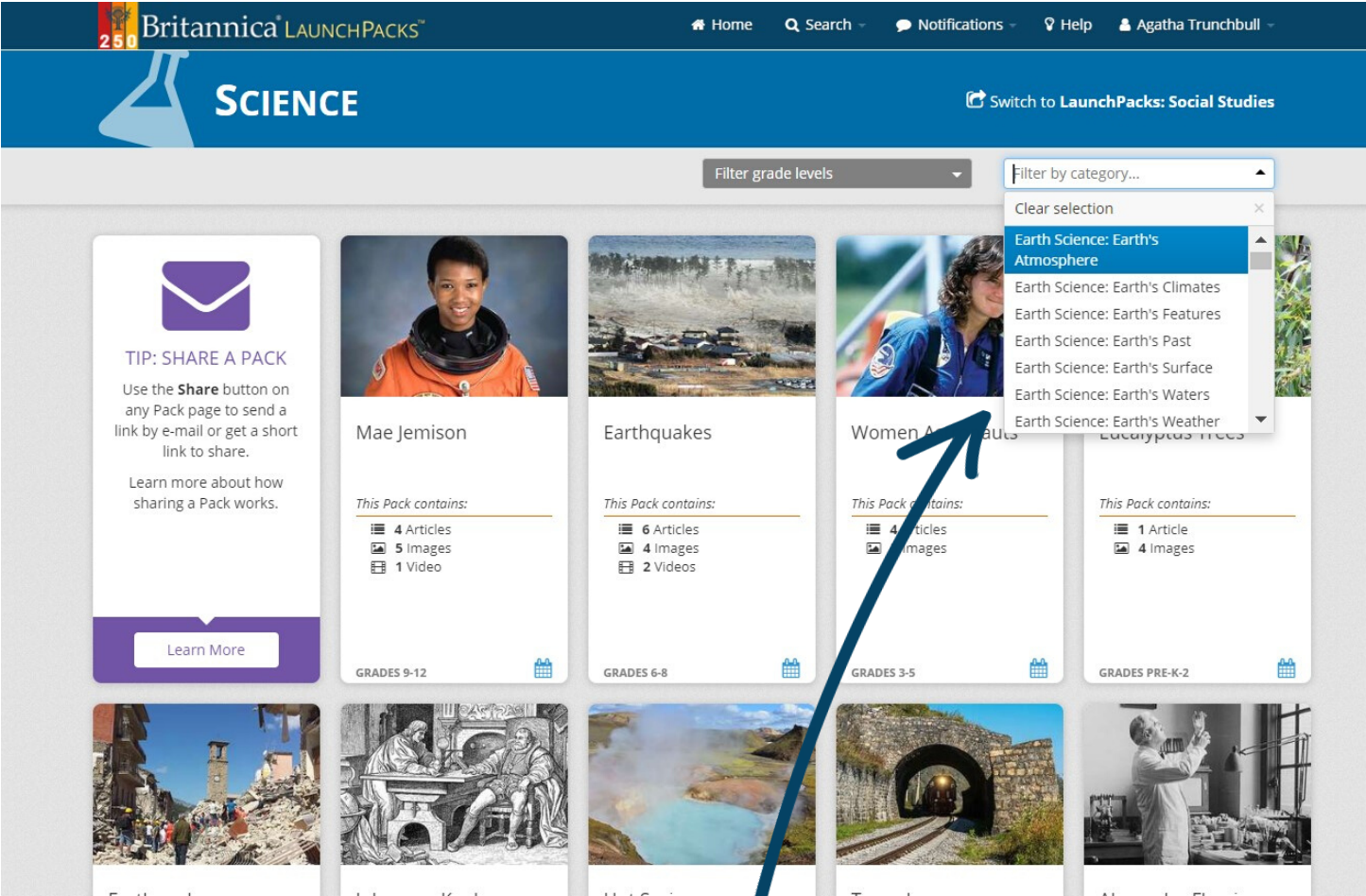
GRADES PRE-K-2

Welcome to Britannica LaunchPacks: Science!

You now have access to thousands of individually curated, ready-to-use content sets covering a wide variety of topics. Whether it's Earth Science, Life Science, Physical Science, or Space Science, it's time to start exploring with your class!

**LaunchPacks saves
planning time and builds
active engagement with
tools such as activities,
annotation, and
customization!**

Home Page

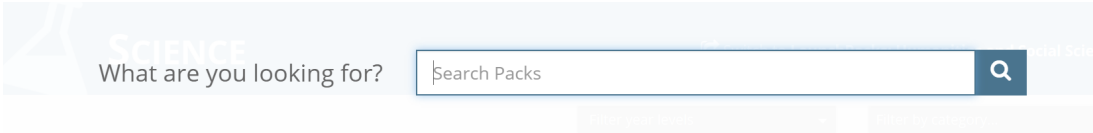


LaunchPacks

Each LaunchPack contains a variety of content including Articles, Images, Videos, Primary Sources, and Websites.

Search and Filter

You can filter Packs in 4 levels: Pre-K-2, Grades 3-5, Grades 6-8, and Grades 9-12 or by category. Search for a particular LaunchPack using keywords or phrases.



Inside a Pack

Customize

Open the Customize tab to edit a LaunchPack's content. Find out more information on Page 10.

Activities

Build critical thinking and inquiry skills by adding Activities to a LaunchPack.

Assign

Assign a LaunchPack with reading and skill-based activities to your students.

The screenshot shows the Britannica LaunchPacks interface for a pack titled "The Solar System". The header includes the Britannica 250 logo and navigation links: Home, Search, Notifications, Help, and a user profile for Agatha Trunchbull. Below the header, a large blue banner features a circular image of a planet and the title "The Solar System" in white. Underneath the title, it says "GRADES 6-8" and "See this Pack for GRADES PRE-K-2, GRADES 3-5, or GRADES 9-12". A navigation bar below the banner has tabs: LaunchPack (selected), Customize, Activities, Favorite, Assign, and Send to. A white box with a green checkmark icon and the text "View Curriculum Standards related to this Pack." is positioned below the navigation bar. The main content area is titled "LaunchPack" and includes a "Content Type: All" dropdown menu. Below this, there are four content cards. The first card is titled "From Flinn Scientific" and "Our Solar System—NewPath Science Learning Center". The second card is titled "solar system" and "ARTICLE", featuring a diagram of the solar system and text: "As the Sun rushes through space at a speed of roughly 150 miles (240 kilometers) per second, it takes many smaller objects along with it. These". The third card is titled "Sun" and "VIDEO", featuring a diagram of the Sun and text: "Learn about the comparative size of various solar system objects." and a duration of "1:45". The fourth card is titled "Sun" and "ARTICLE", featuring a close-up image of the Sun and text: "Although the Sun is a rather ordinary star, it is very important to the inhabitants of Earth. The Sun is the source of virtually all Earth's energy. It".

Multimedia Content

Find level-appropriate articles, images, videos, primary sources, or websites related to the topic.

Share or Save Content

Share content via e-mail, Google Classroom, or Microsoft Teams. Click the Favorite star to save a LaunchPack.

Schedule

Schedule a LaunchPack to your personal calendar and receive reminders closer to the due date.

Articles

Table of Contents

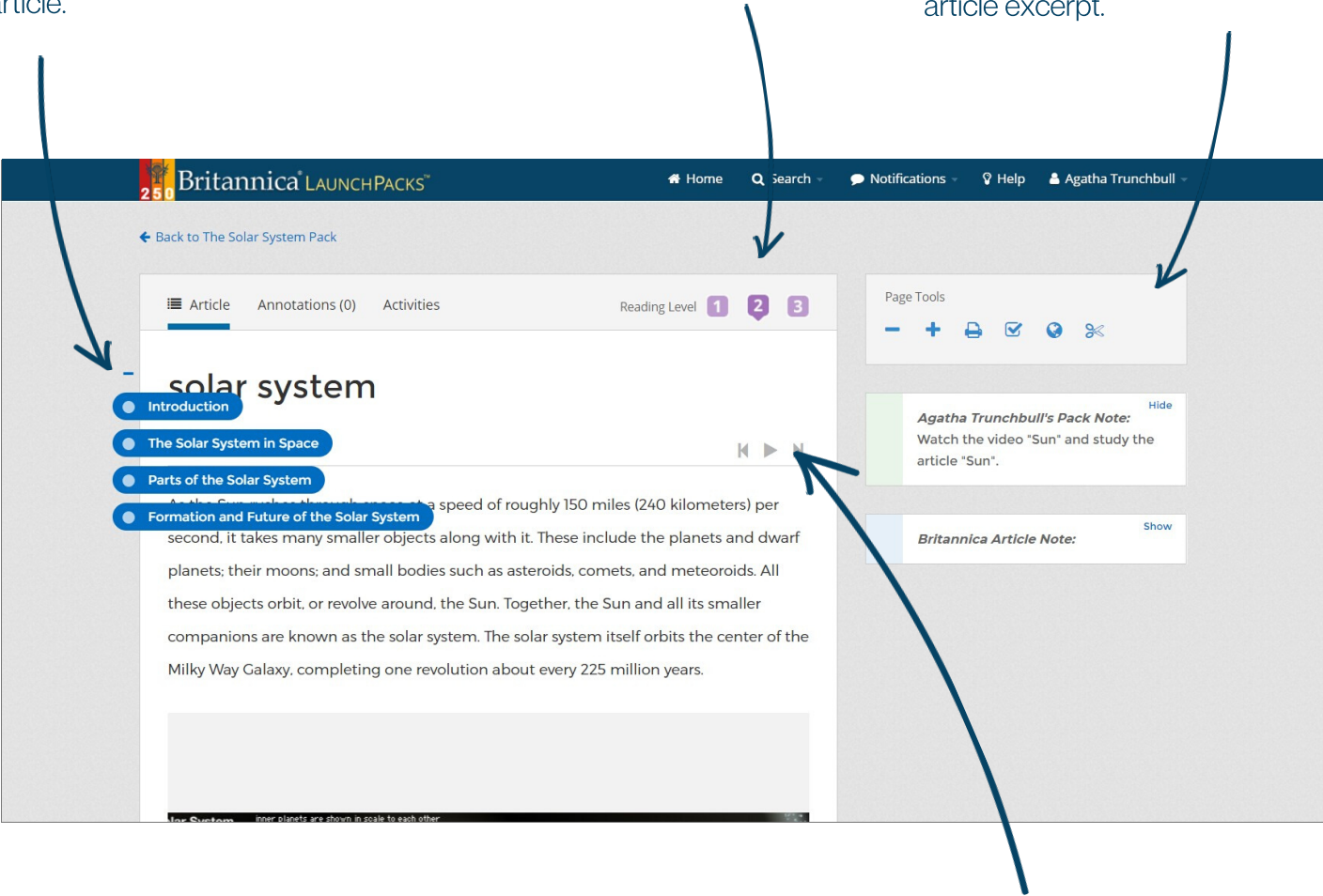
Expand or collapse the table of contents using the + or - symbols. Click on a section title to navigate to that section of the article.

Article Reading Level

Articles have multiple Reading Levels. Individuals can use the level labels to switch to content most suited to their ability.

Page Tools

Use Page Tools to reduce or enlarge text size, print the full article, generate a citation, translate the article, or create an article excerpt.



Dictionary

Double-click any word to see a Quick-Click dictionary definition! Powered by Merriam-Webster. Students can also listen to the pronunciation of the words by clicking the audio box.



Read Aloud

Click the play icon to hear the article read aloud.

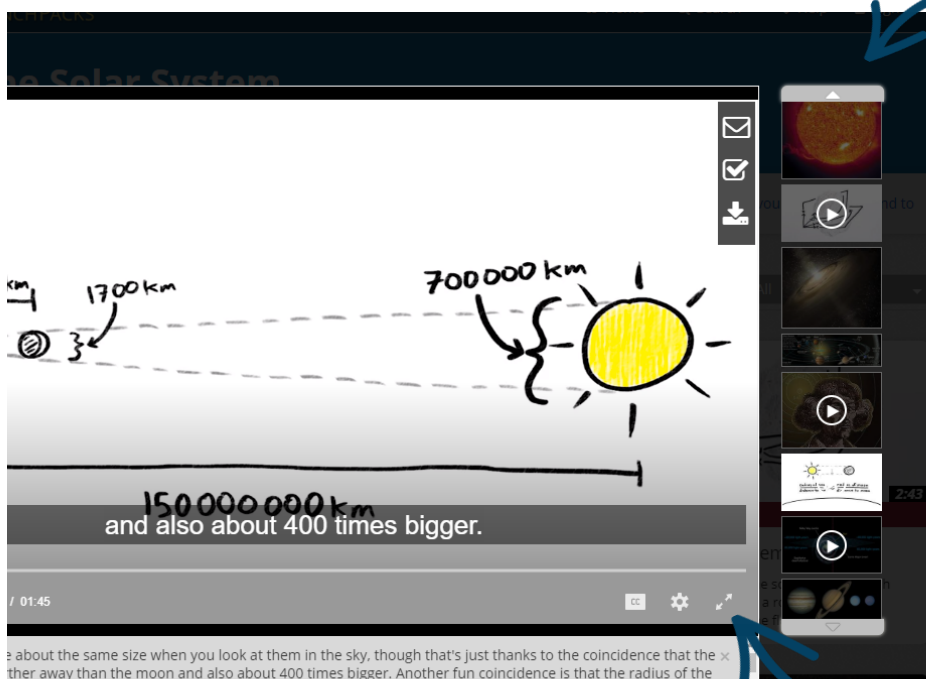

Media Tools: Images & Videos

Media Sharing

Share the media using e-mail, download a video, or print an image.

Generate Citations

Click the check mark to generate a citation for the media.



Media Slider

Scroll through the slider to view other media files from the same LaunchPack.

Media Player Tools

Use the video controls to play a video with Closed Captions (CC) or watch videos in full screen.

Annotations

Annotations

Click "Annotations" to begin annotating an article within the LaunchPack.

Highlight and Annotate

Highlight any text and click the pencil icon that appears. Type your annotation, select a category, and click "Save."

Categorize Annotations

Organize your annotations by color. Categorize your annotations using the drop box under Annotation Tools.

The screenshot shows the Britannica LaunchPacks interface. At the top is a dark blue navigation bar with the Britannica logo, 'LAUNCHPACKS™', and links for Home, Search, Notifications, Help, and a user profile for Agatha Trunchbull. Below this is a light gray header with a 'Back to The Solar System Pack' link and tabs for 'Article', 'Annotations (4)', and 'Activities'. The 'Annotations (4)' tab is active. The main content area displays the article 'solar system' with an 'Introduction' section. The text describes the Sun's speed and the objects in the solar system. Two annotations are visible: a pink highlight on 'companions' with a pencil icon, and a green highlight on 'completing one revolution about every 225 million years.' with a pencil icon. To the right is a sidebar titled 'Annotation Tools' with a dropdown menu set to 'All Categories (4)' and icons for email, download, and delete. Below the tools, it says '4 annotations'. Four annotation cards are listed, each with a colored circle and a category name: 'Connection' (green), 'Evidence' (purple), 'Question' (yellow), and 'Knowledge' (pink). Each card contains a text snippet from the article.



Share Annotations

Click the envelope icon under Annotation Tools to share your annotations via e-mail.



Download Annotations

Download your annotations as a formatted Word or PDF document.

Customize

Britannica LAUNCHPACKS™

[Home](#)
[Search](#)
[Notifications](#)
[Help](#)
[Agatha Trunchbull](#)

The Solar System

GRADES 6-8

[LaunchPack](#)
[Customize](#)
[Activities](#)

[Discard Changes](#)
[Save Changes](#)

Customize Pack Contents

Content Type: All

Agatha Trunchbull's Note:

What the video "Sun" and read the article titled "Solar System". Complete the activities attached.

[Remove Note](#)

ARTICLE

solar system

As the Sun rushes through space at a speed of roughly 150 miles (240 kilometers) per second, it takes many smaller objects along with it. These include the planets and dwarf...

Britannica Note:
The solar system consists of the Sun and everything that orbits it. Additional resource packs on the...

Add Custom Content

[Upload a Document](#)

[Add an External Link](#)

[Choose a Graphic Organizer](#)

[Kahoot! Add a KAHOOT! Quiz](#)

VIDEO

Sun

Learn about the comparative size of various solar system objects.

[Add a note](#)

Editing the Title

Update the title of the LaunchPack and add notes or instructions.

Custom Content

Add your own custom document by choosing Upload a Document or add an External Link to the LaunchPack.

Graphic Organizers

Add pre-created Graphic Organizers to scaffold student work.

KAHOOT! Quiz

Insert your own KAHOOT! Quiz to assess student knowledge.

Kahoot!

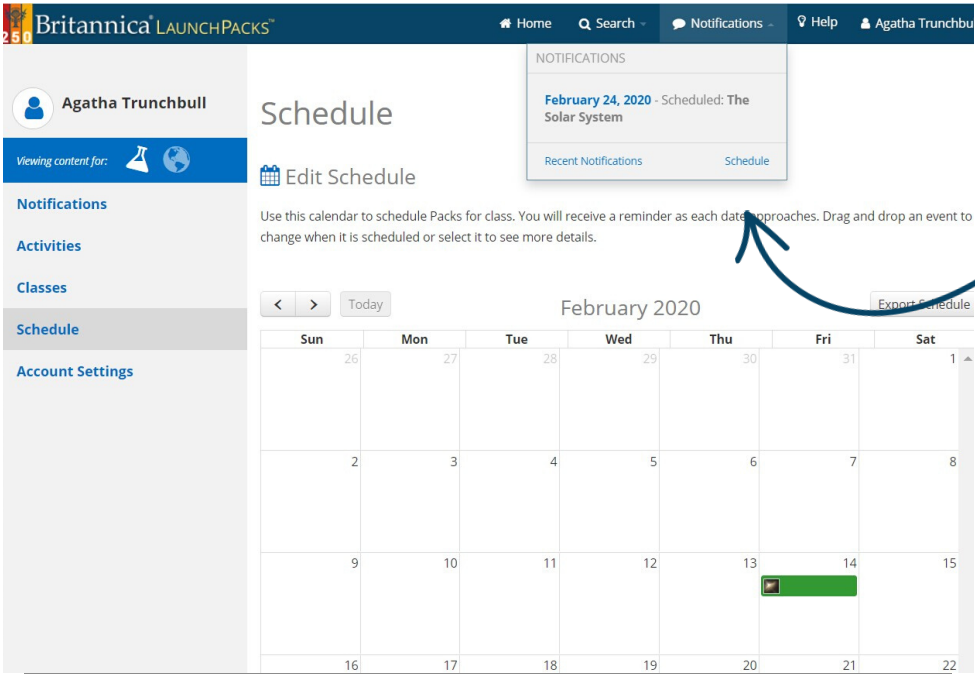
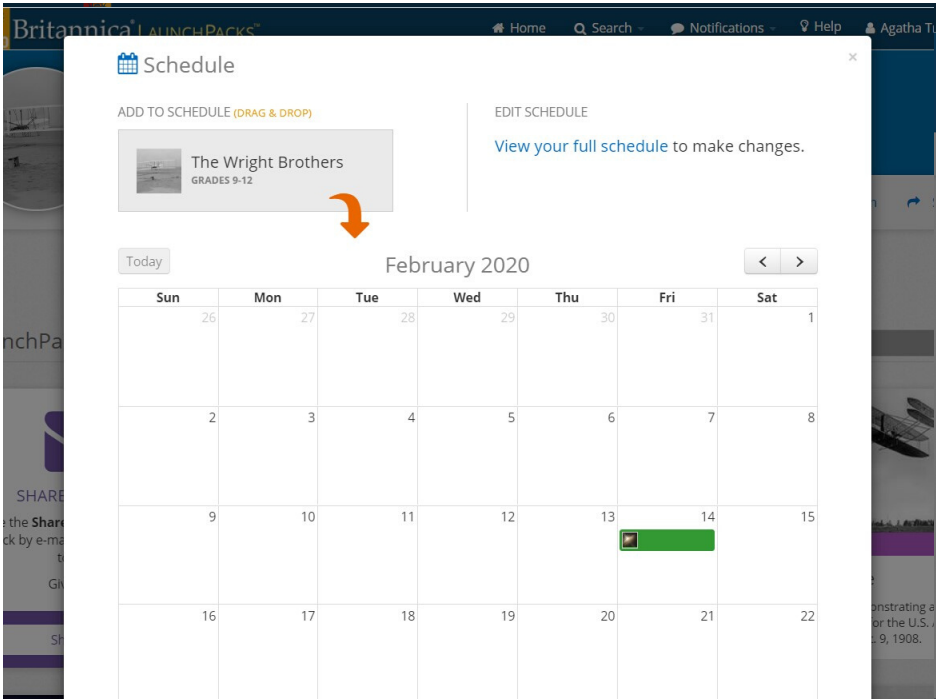
Schedule a Pack

Schedule a LaunchPack

Schedule a LaunchPack to your Personal Calendar using the "Send to" drop-down button.

Collection of LaunchPacks

Drag and drop a LaunchPack to any date to receive notifications as the date approaches. Create a Collection when you add 2 or more LaunchPacks to the same date.



Schedule Dashboard

Your Schedule Dashboard will appear as a notification or in your personal account.

Export Your Schedule

Export your LaunchPacks calendar in ICS format to add to your preferred personal calendar.

Classes

The screenshot shows the Britannica LAUNCHPACKS interface. The top navigation bar includes Home, Search, Notifications, Help, and the user profile Agatha Trunchbull. The left sidebar shows the user's profile and navigation links: Notifications, Activities, Classes (selected), Schedule, and Account Settings. The main content area is titled 'Classes' and displays two class cards: 'AP Biology' (1 student, 1 activity) and 'AP US History' (1 student, 0 activities). Each card has a 'View and manage class' link. Below the cards is an 'Add a Class' section with a list of benefits and a '+ Create New Class' button. A modal window titled 'Invite Students to Your Class' is overlaid, showing options to share directly, email invites, or provide a class code (BBZEZS) and a direct link.

Create a Class

Create a class for each group of students you teach or create a class for each group of learners with similar learning needs and styles.

Import from Google

Import existing class rosters from your Google Classroom account.

Invite Students

Invite students to join the class using a Class Code, an e-mail, or a direct class link.

Activities: Learning Strategies

Learning Strategies

Learning Strategies are skill-building exercises that develop subject-area literacy.

Types of Strategies

Click "Activities" to select from 4 Learning Strategies: Main Idea, Summary, Main Idea and Summary, and Journal.

The screenshot shows the 'The Solar System' LaunchPack interface. The top navigation bar includes 'Home', 'Search', 'Notifications', 'Help', and a user profile 'Agatha Trunchbull'. The main header features a solar system image and the title 'The Solar System' for 'GRADES 6-8'. Below the header, there are tabs for 'LaunchPack', 'Customize', and 'Activities'. The 'Activities' tab is active, displaying the heading 'Add a Learning Strategy' with the instruction 'Students focus on applying a learning strategy to one resource in the Pack.' Four strategy cards are shown: 'Main Idea' (icon: magnifying glass), 'Summary' (icon: list), 'Main Idea and Summary' (icon: magnifying glass and list), and 'Journal' (icon: notepad). Each card includes a brief description and a list of skills to use.

This screenshot shows an article titled 'Sun' with an 'Introduction' section. The article text describes the Sun as a star that provides energy to Earth. An 'Activity Setup' overlay is visible on the right side of the screen, titled 'Main Idea'. It contains 'Instructions for Students' and a 'Create Activity' button. The 'Back to The Solar System Pack' link is visible in the top left corner of the article view.

Choose a Resource

Select an article to apply the Learning Strategy. You can choose to assign an excerpt or the full text of the article.

Edit the Instructions

Edit or save the default instructions. Don't forget, you can assign multiple Learning Strategies to a single resource.

Activities: Question Sets

Question Sets

Question Sets challenge students to explore the contents of a LaunchPack and apply their learning.

Starter Sets

Created by Britannica experts, these open-ended questions can be applied to many topics. Choose to use a whole set or select your preferred questions.

Starter Sets

Making Predictions

Skills: Extend, Identify, List, Predict, Propose, Discover, Examine, Explain, Support, Assess, Evaluate

Main Idea

Skills: Identify, Support, Tell, Recall, Explain, Select, Summarize, Assess, Choose, List, Discover, Reflect, Relate, Rephrase, Judge, Defend, Examine

KWLQ

Skills: Report, Identify, Show, List, Recognize, Record, Express, Assess, Plan, Find, Explain, Analyze, Examine, Reflect, Rate, Draw Conclusions

Identify and Define

Skills: Express, Rephrase, Identify, Imagine, Interpret, Define, Recall, Examine, Explain, Extend, Apply, Visualize, Dissect

Compare and Contrast

Skills: Extend, Choose, Recall, Recognize, Contrast, Compare, Examine, Explain, List, Describe, Record, Reflect, Select, Appraise, Assess, Support, Cite Evidence, Propose, Discover, Evaluate

Understanding Perspectives

Skills: Distinguish, Identify, Interpret, Assess, Choose, Record, Reflect, Explain, Relate, Extend, Summarize, Support, Use Evidence, Defend, Examine

Questions by Category

Critical Thinking

Skills: Infer, Use Evidence, Predict, Draw Conclusions, Compare and Contrast

Vocabulary

Skills: Parts of Speech, Define, Synonyms, Antonyms, Write, Context Clues

Inquiry

Skills: Identify, Use Evidence, Question, Research, Validate, Evaluate

Reflection

Skills: Apply, Imagine, Opinion, Perspective, Evaluate, Consider

Comprehension

Skills: Analyze, Main Idea and Details, Patterns, Use Evidence, Cause and Effect

Making Connections

Skills: Apply, Assess, Associate, Compare and Contrast, Evaluate, Reflect

Student Instructions

Add

Prior Knowledge Question

Add

Questions

Pick a question to see it here or Add a Custom Question

Save and Review


Cancel Activity

Preview Student Activity Pack

250

Britannica LAUNCHPACKS™

Home Search Notifications Help Agatha Trunchbull



The Solar System

GRADES 6-8

Create Activity Pack: Teacher View

View Activity Builder

Show Pack

Starter Set: Compare and Contrast

Add Entire Set

Activity Instructions

Compare two things using the resources in this Pack. Think about how these things are the same. Then, contrast them by thinking about how they are different. What can you learn about each thing by studying them side by side?

Show questions suitable for grade levels:

Pre-K-2

3-5

6-8

9-12

1 Choose two resources to compare. Which two resources will you use?

2 Closely examine the two resources you picked. Find two to three details in them that illustrate how these resources are similar to each other. Describe these similarities.

3 Now review the resources again. Find two to three details in them that illustrate how these resources are different from one another. Describe these differences.

4 Are these two resources more alike or more different? Why?

5 Is there a third resource in the Pack that could be compared to the first two? Which resource is it?

6 Reflect on the process of comparing and contrasting. Did you learn something new by examining these resources side by side that you might not have learned otherwise? Explain what you learned.

Student Instructions

Add

Prior Knowledge Question

Add

Questions

1 Choose two resources to compare. Which two resources will you use?

2 Now review the resources again. Find two to three details in them that illustrates how these resources are different from another. Describe these differences.

3 Is there a third resource in the Pack that could be compared to the first two? Which resource is it?

Pick a question to see it here or Add a Custom Question

Questions by Category


Add individual questions by category to build your own activity.

Activity Builder

Browse and change pre-set questions per Grade Level. Customize the questions by editing the question content, and add custom questions.


14

Activities: Save, Preview, & Assign




The Solar System

GRADES 6-8 | Custom Pack created by Agatha Trunchbull



Student Activity Pack

Content Type: All




astronomy

Since the beginnings of humankind, people have gazed at the heavens. Before the dawn of history someone noticed that certain celestial bodies moved in orderly and predictable...

Britannica Note:
Read the section "The Solar System" to learn more about this topic.

Article Reading Level

1 2 3




asteroid

The many small bodies called asteroids are chunks of rock and metal that orbit the Sun. Most are found in the main asteroid belt, a doughnut-shaped zone between the orbits of...

Article Reading Level

1 2 3


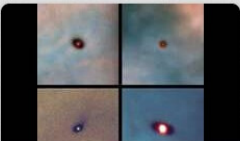


comet

When near the Sun, the small bodies called comets develop a hazy cloud of gases and dust. They also often develop long, glowing tails. However, a comet exists as only a small...

Article Reading Level

1 2 3



Activity

STATUS

Draft

LENGTH

4 Questions

Print activity

Assign

Schedule

Activity Instructions

Exploring multiple sides and understanding different points of view on a topic are important...

Edit

Prior Knowledge Question

Think about what you already know about this topic. What connections can you make between...

Edit

Questions

1 Choose two resources to compare. Which

Edit

Preview

Prior to saving your activity, preview the LaunchPack from student preview.

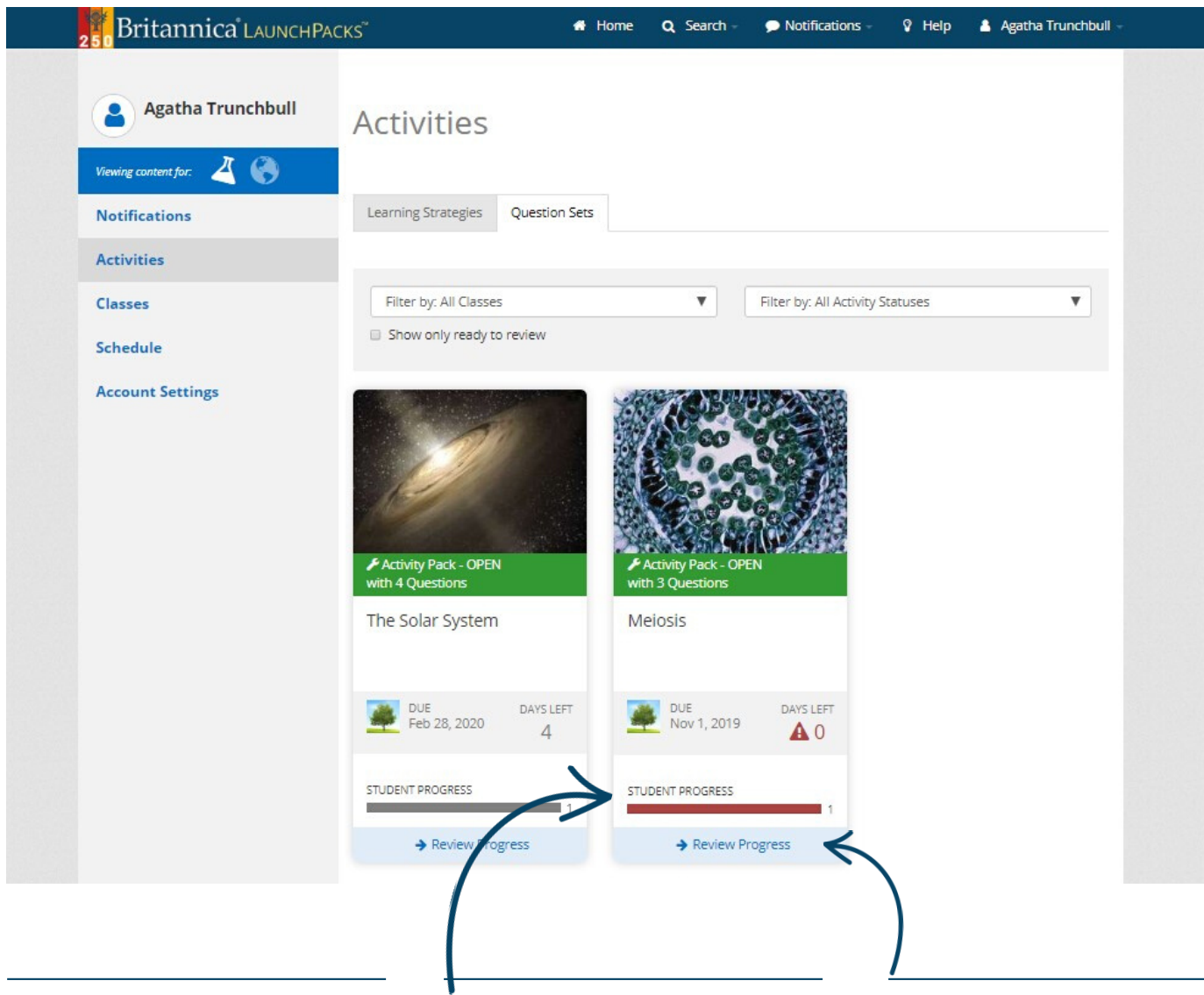
Save

Remember to save your new activity! Easily duplicate the activity you created upon saving.

Assign or Schedule

Assign your finished LaunchPack to a Class immediately or Schedule for a later date.

Activities: Review Student Progress



Activities Dashboard

Access all your drafted, scheduled, and open Activities from the Activities Dashboard.

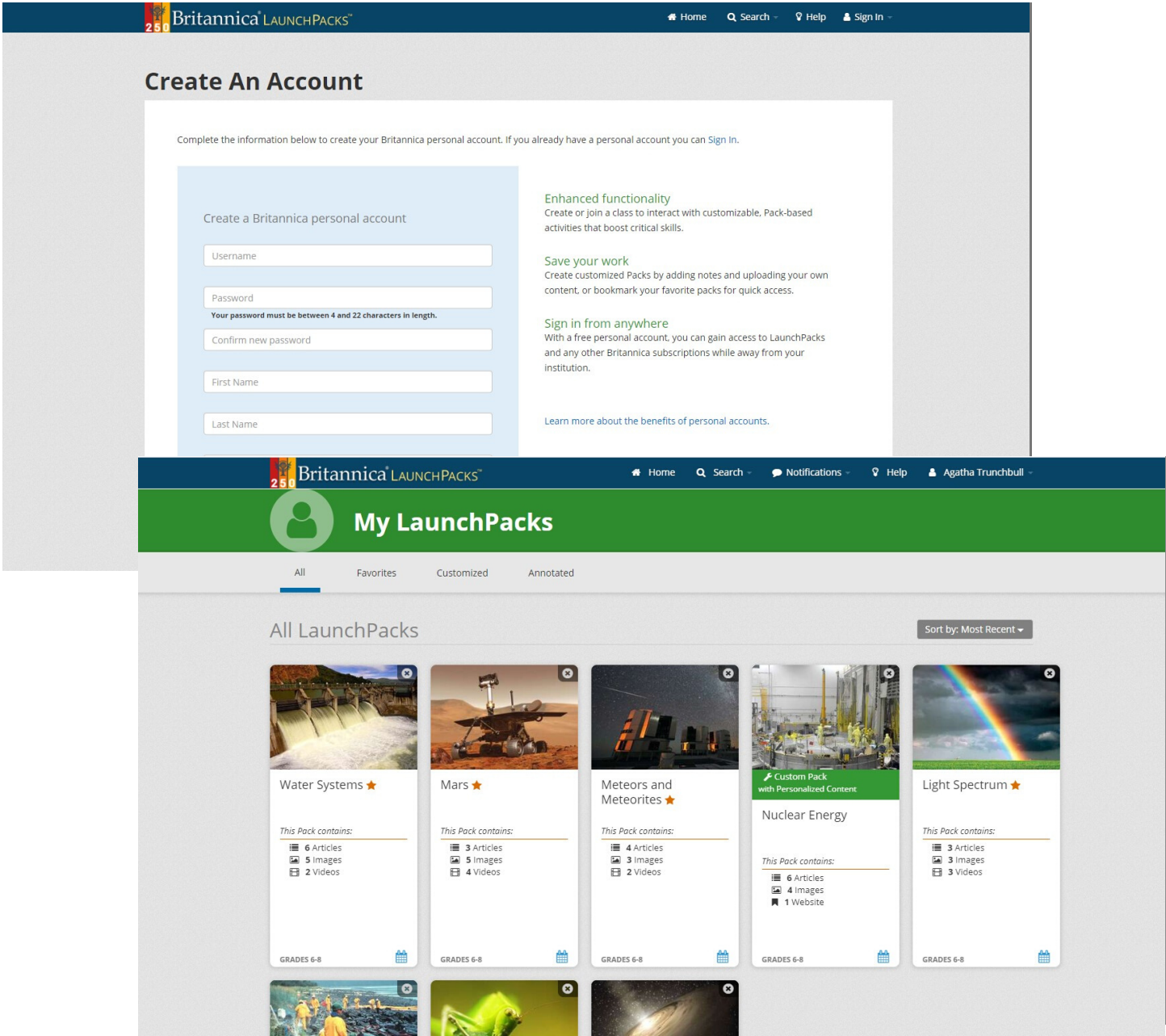
Progress Bar

The Progress Bar shows a real-time summary of class completion progress.

Review Responses

Click "Review Progress" to monitor student responses by individual student or by question.

My LaunchPacks



Create Your Account

Create a My LaunchPacks Account using Britannica credentials. You can also Sign In with your Google or Microsoft account.

My LaunchPacks

Inside My LaunchPacks you can view, edit, and schedule all your Favorite, Customized, and Annotated Packs.

Access

Access My LaunchPacks anytime from your Account drop-down menu.

Tools for English-Language Learners

Dictionary

Double-click any word within an article or primary source to see a Quick-Click dictionary definition. Students can also listen to the pronunciation of the word by clicking the audio box.

Adjustable Reading Levels

Articles have up to 3 different reading levels. Individuals can read articles at different levels by selecting the level appropriate for them.

Read Aloud

Click the play icon to listen to an audio version of an article.

The screenshot displays the Britannica LaunchPacks interface. At the top, there's a navigation bar with 'Home', 'Search', 'Notifications', 'Help', and a user profile 'Agatha Trunchbull'. Below this, a breadcrumb trail shows 'Back to The Solar System Pack'. The main content area is divided into two sections: English and Japanese. The English section shows the article 'Sun' with an 'Introduction' and a play button. The Japanese section shows the article '太陽' (Sun) with a '前書き' (Introduction) and a play button. A blue arrow points from the 'Read Aloud' text to the play button in the Japanese section. The interface also includes a 'Page Tools' panel with icons for zooming, printing, and other functions. A 'Pack Note' is visible, stating: 'Agatha Trunchbull's Pack Note: Watch the video "Sun" and study the article "Sun".'

Support for All Reading Abilities

Britannica LaunchPacks has a range of embedded tools to support English-Language Learners.



Content Translator

Click the globe icon in Page Tools. Translate an entire article into over 100 languages.

Notes

[illegible]

Access ID _____

Passcode _____

Username _____

Password _____



To learn more, contact us:

Web: britannicalearn.com | Email: contact@eb.com | Phone: (800) 621-3900